

承 認 書

APPROVAL SHEET

CUSTOMER: MAP ELECTRONICS CO., LTD

CUSTOMER MODEL NO.: ME-328XSAXX-920

DESCRIPTION: #328X Replacement Antenna

REV.: 01

DATE 2013/1/16

Customer Approval	
-------------------	--

Index.

Item

1. Drawing

2. Test report

- Electrical test
 - Pattern test
-

3. Specification

- Connector
 - Cable
-

4. Packing

- PE Bag
 - Carton
-

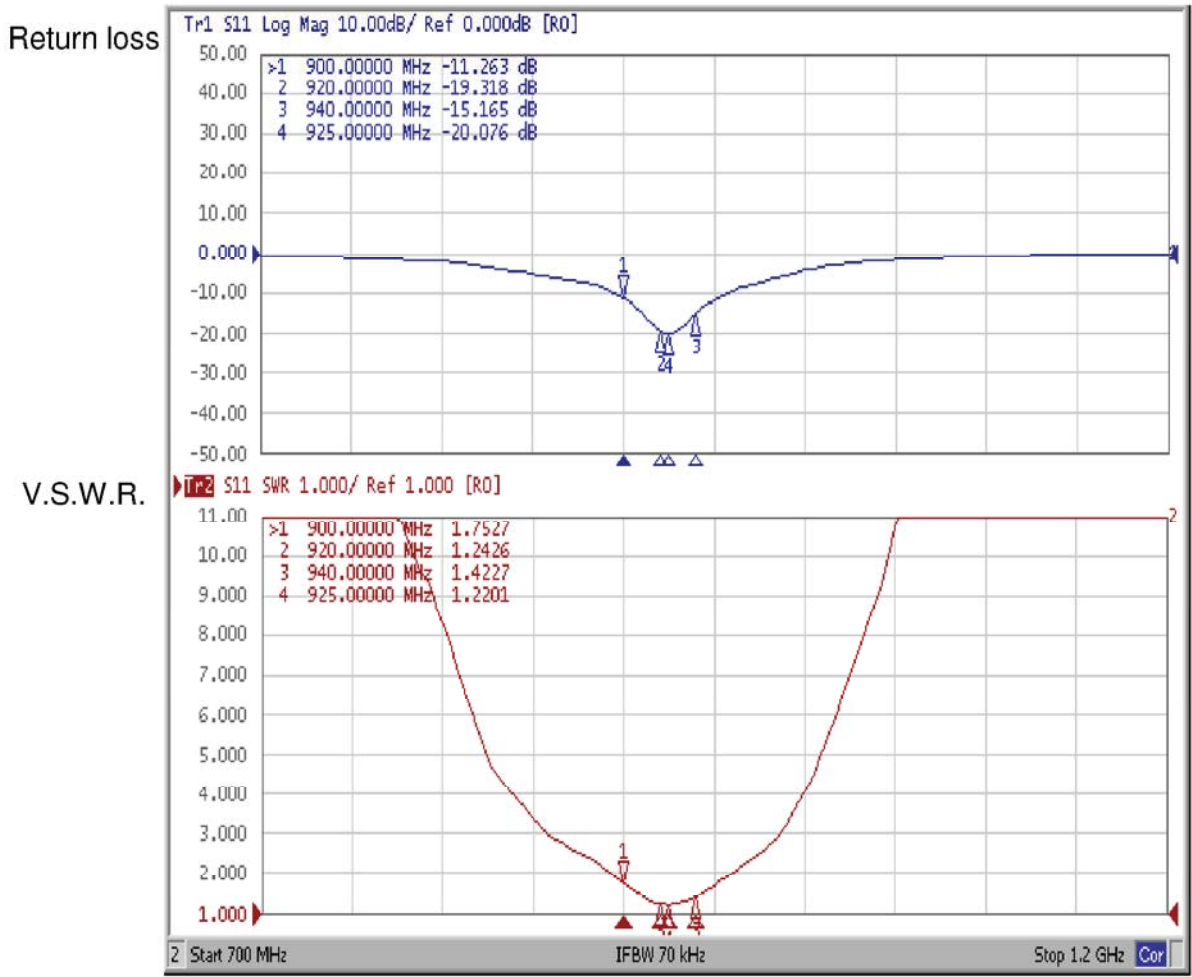
Modification History:

Rev.	Date	Content
00	2012/12/29	
01	2013/1/16	新增Peak Gain Data

Model. ME-328XSAXX-920

Test Report

Return loss/V.S.W.R

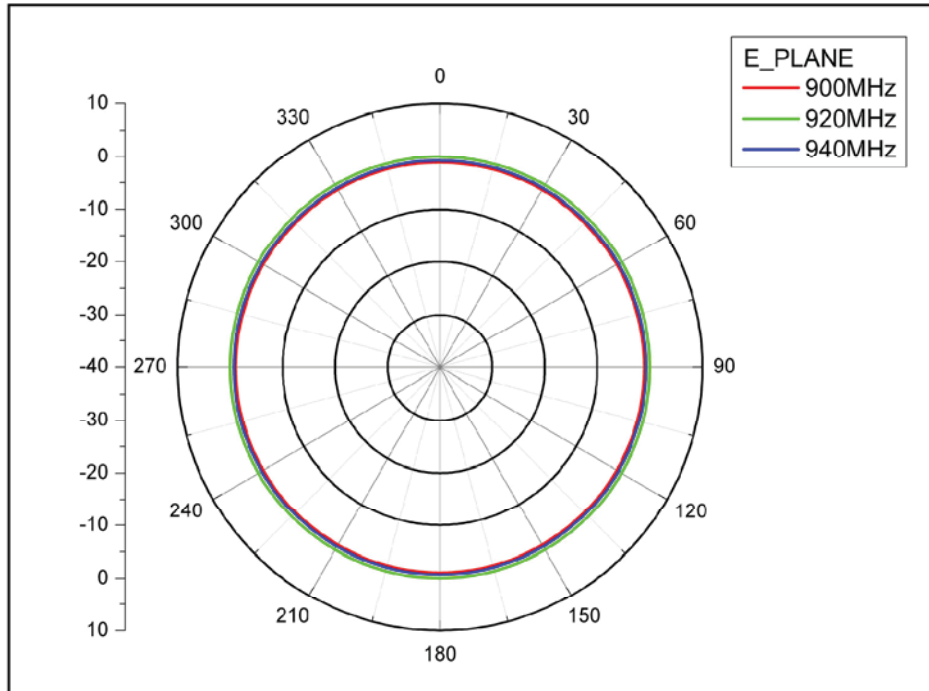


Model. ME-328XSAXX-920

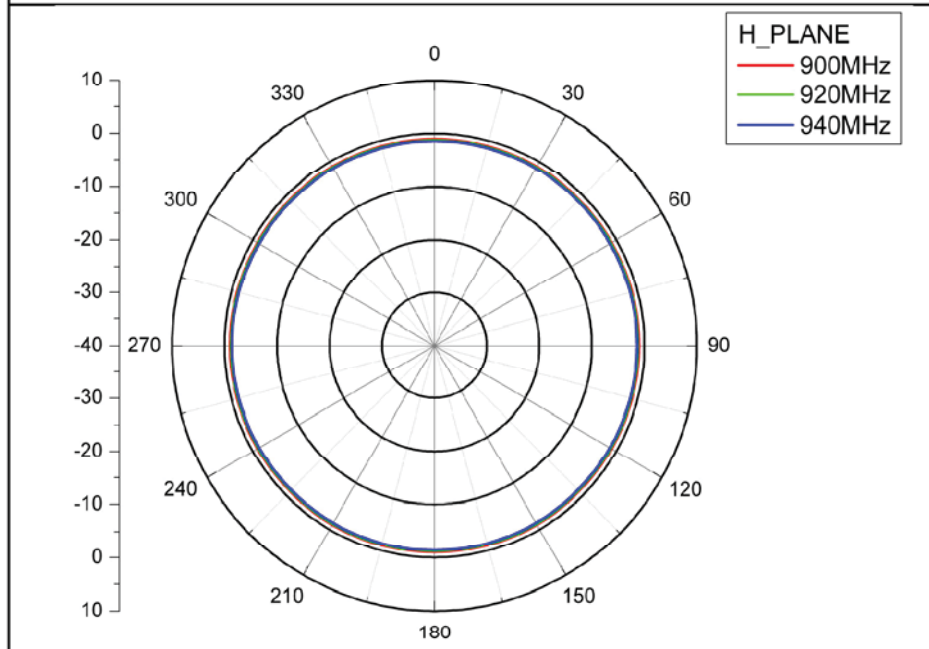
2D Patterns

Pattern Test

E-plane



H-plane



Freq(MHz)	900	920	940
Peak Gain(dBi)	-1.08	0	-0.69

Connector**SMA**

Specification Data	1) Impedance	50 ohm
	2) Frequency Range	0~6GHz
	3) V.S.W.R.	≤ 1.5
	4) Working Voltage	≤ 250 Vrms
	5) Dielectric Withstanding	≤ 670 Vrms
	6) Voltage Insulation Resistance	≥ 2000 Mega ohm
	7) Contact Resistance	Center contact: 3.0 Milliohms (Max.) Outer contact: 2.0 Milliohms (Max.)
	8) Recommended coupling nut torque	4.0~8.8 in. lbs (0.45~0.99Nm)
	9) Coupling nut retention force	≥ 50 lbs (222N)
	10) Contact captivation force	≥ 5 lbs (22.2N)
	11) Durability (mating)	≥ 500 cycles

Environmental Data	1) Operating Temperature	$-65^{\circ}\text{C} \sim +165^{\circ}\text{C}$
	2) Thermal Shock	MIL-STD-202,Method 107, Condition B
	3) Corrosion	MIL-STD-202,Method 101, Condition B
	4) Shock	MIL-STD-202,Method 213, Condition I
	5) Vibration	MIL-STD-202,Method 204, Condition D
	6) Moisture Resistance	MIL-STD-202,Method 106

Material Specifications	Material Data	Material
	1) Body	Brass
	2) Contact	Brass
	3) Insulator	Teflon or Delrin
