

Antenna Catalog

Cellular · Sub-1 GHz LPWAN & ISM · WiFi/WLAN · 2.4 GHz ISM · GNSS ·
UHF/VHF · Other Antennas · Antenna Mounts



Catalog Organization

Antenna product listings are grouped by application, mounting location and mounting type as defined below. Within each grouping, antennas are listed by part number and series, summary applications and characteristics, and termination type for ease of product selection. An asterisk (*) may be used in a part number to denote multiple antenna termination options or cable length options.

Application

Cellular

MAP Electronics cellular antennas support cellular and cellular IoT/cellular LPWA applications including:

- 5G, 4G, 3G, 2G
- LTE, UMTS, GSM
- LTE-M (Cat-M1)
- NB-IoT
- CBRS

Sub-1 GHz LPWA & ISM

MAP Electronics sub-1 GHz antennas for LPWA and ISM applications offer single-band options in multiple styles, mounting, and terminations at 433 MHz, 490 MHz, 868 MHz and 915 MHz in support of applications including:

- LoRaWAN®
- Sigfox®
- Weightless-P™
- WiFi HaLow™

WiFi/WLAN

MAP Electronics Tri-band 2.4 GHz, 5 GHz and 6 GHz antenna solutions target wireless LAN (WiFi/WLAN) applications including:

- WiFi 6E/ WiFi 7
- WiFi 6
- WiFi 5
- WiFi 4
- U-NII 1-4, 5-8
- 802.11b/g/n/ac/ax

2.4 GHz ISM

MAP Electronics 2.4 GHz single-band antennas provide a broad range of styles, mounting, termination and levels of performance to accommodate ISM applications including:

- Bluetooth®
- ZigBee®
- Thread®
- IEEE 802.11b/g
- IEEE 802.15.4

GNSS

MAP Electronics offers global navigation satellite system (GNSS) antennas for systems including:

- GPS
- Galileo
- GLONASS
- BeiDou/COMPASS

Other

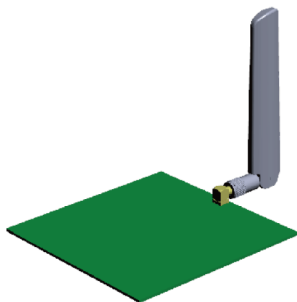
- NFC, UWB,
- VHF/UHF
- 403 MHz
- 418 MHz

Mounting Location

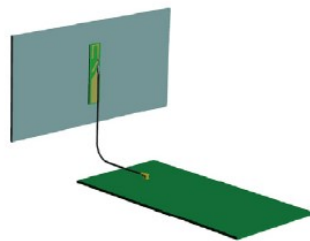
Internal/Embedded	Antenna mounts inside an enclosure
External	Antenna mounts on the outside of an enclosure
Remote	Antenna mounts away from an enclosure with cabled connection to the enclosure

Mounting Type

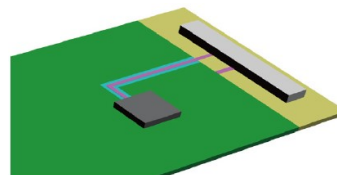
Connector	Connector (e.g. SMA) directly attaches antenna to mounting location
Adhesive	Antenna mounts to mounting location using adhesive
Surface Mount	Antenna mounts directly to printed circuit board with surface mount solder connection
Panel Mount	Antenna mounts to enclosure panel/surface and signal connects to radio via cable
Bracket	Antenna mounts to mounting location via bracket
Magnetic	Antenna mounts to mounting location via magnetic base
Through Hole	Antenna mounts to printed circuit board with a through hole solder connection




Connector Mount



Adhesive Mount



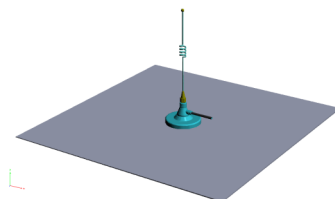
Surface Mount



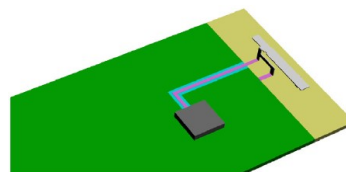
Panel Mount



Bracket Mount



Magnetic Mount



Through Hole Mount

TABLE OF CONTENT

Cellular Antennas

Internal	5
External	6
Remote	13

Sub-1 GHz LPWA & ISM Antennas

External	16
Remote	24

WiFi/WLAN Antennas

Internal	27
External	28
Remote	38

2.4 GHz ISM Antennas

Internal	39
External	40

GNSS Antennas

Remote	44
External	45

Combo (MIMO, All-In-One) Antennas

External	46
----------------	--------------------

Other Antennas

Internal	48
External	49
Remote	50

Cellular Antennas


MAP Electronics antennas offer a various range of types, mounting and connections, supporting cellular and cellular IoT ap-plications including:

- 5G, 4G, 3G, 2G
- LTE, UMTS, GSM
- LTE-M (Cat-M1)
- NB-IoT
- CBRS

Data is provided by frequency band in MHz. LTE/5G NR band names may be cross-referenced to frequencies using the band table on pages [51](#), [52](#) and [53](#).


Internal


Surface Mount


MEZRD-C042XX3B	Overview	Electrical Data				Mechanical Data	
 <p>New</p> <p>JOYMAX www.joymax.com.tw ZRD-C042</p>	5G Cellular Multi-band Monopole PCB Chip	Frequency (MHz)	VSWR (Max)	Peak Gain (dBi)	Efficiency (%)	Mounting Type	Surface Mount
		617-960	2.8	1.4	47	Termination	Solder Pad
		1710-2690	3.0	4.8	60	Dimensions	42x7.5x3.2 mm
		3300-4200	2.4	3.1	52	Op. Temp.	-40°C to +85°C
		4400-5000	2.3	3.3	62	Ground Plane	140x50 mm
		5150-5850	2.8	4.8	58		
		5925-7125	2.5	3.7	55		
		Polarization			Linear		
		Wavelength			$\frac{1}{4}\lambda$		
		Electrical Type			Monopole		
	Radiation Pattern			Omni directional			
	Impedance (Ohms)			50			


External

Connector Mount

MEZWX-180ASA3B	Overview	Electrical Data				Mechanical Data	
	Outdoor 5G Cellular Multiband Tilt/Swivel Dipole Whip	Frequency (MHz)	VSWR (Max)	Peak Gain (dBi)	Efficiency (%)	Mounting Type	Connector Mount
		617-960	2.5	1.5	38	Termination*	SMA Plug
		1710-2690	3.2	2.8	44		RP-SMA Plug
		3300-4200	2.0	2.8	47	Dimensions	203xø13 mm
		4400-5000	1.7	2.4	43	Op. Temp.	-30°C to +70°C
	Applications 5G NR FR1, 4G LTE, UMTS, GSM, LTE-M (Cat-M1), NB-IoT, CBRS	5150-5850	2.6	2.6	48	IP Rating	IP67
		5925-7125	2.8	3.1	43		
		Polarization	Linear				
		Wavelength	$\frac{1}{2}\lambda$				
		Electrical Type	Dipole				
	Radiation Pattern	Omni directional					
	Impedance (Ohms)	50					

MEZWX-180BSA3B	Overview	Electrical Data				Mechanical Data	
	5G Cellular Multiband Tilt/Swivel Dipole Whip	Frequency (MHz)	VSWR (Max)	Peak Gain (dBi)	Efficiency (%)	Mounting Type	Connector Mount
		617-960	2.5	1.5	38	Termination*	SMA Plug
		1710-2690	3.2	2.8	44		RP-SMA Plug
		3300-4200	2.0	2.8	47	Dimensions	203xø13 mm
		4400-5000	1.7	2.4	43	Op. Temp.	-30°C to +70°C
	Applications 5G NR FR1, 4G LTE, UMTS, GSM, LTE-M (Cat-M1), NB-IoT, CBRS	5150-5850	2.6	2.6	48		
		5925-7125	2.8	3.1	43		
		Polarization	Linear				
		Wavelength	$\frac{1}{2}\lambda$				
		Electrical Type	Dipole				
	Radiation Pattern	Omni directional					
	Impedance (Ohms)	50					





MEYWX-100BSA2B	Overview	Electrical Data				Mechanical Data	
	4G LTE Cellular Multiband Tilt/Swivel Monopole Whip	Frequency (MHz)	VSWR (Max)	Peak Gain (dBi)	Efficiency (%)	Mounting Type	Connector Mount
		617-960	2.4	0	35	Termination*	SMA Plug
		1710-2170	2.2	-0.1	32		RP-SMA Plug
		2300-2700	2.7	0	34	Dimensions	124xø13 mm
		Applications 4G LTE, UMTS, LTE-M (Cat-M1), NB-IoT, GSM, LPWA					Op. Temp.
	Polarization		Linear				
	Wavelength		$\frac{1}{2}\lambda$				
	Electrical Type		Dipole				
			Radiation Pattern	Omni directional			
		Impedance (Ohms)	50				

MECWX-291XSAXB	Overview	Electrical Data				Mechanical Data	
	Cellular Multiband Tilt/Swivel Monopole Whip	Frequency (MHz)	VSWR (Max)	Peak Gain (dBi)	Efficiency (%)	Mounting Type	Connector Mount
		860-930	2.7	1.3	50	Termination*	SMA Plug
		1710-2170	2.7	2.5	65		RP-SMA Plug
	Applications LTE-M (Cat-M1), NB-IoT, GSM, LPWA	Dimensions	70xø13 mm				
		Op. Temp.	-30°C to +70°C				
		Ground Plane	120 x 120 mm				
		Polarization	Linear				
		Wavelength	$\frac{1}{4}\lambda$				
		Electrical Type	Monopole				
			Radiation Pattern	Omni directional			
	Impedance (Ohms)	50					

Cellular


External


Connector Mount


MEZGX-1023NF3W	Overview	Electrical Data	Mechanical Data																																						
	Outdoor 5G Cellular Multiband Fiberglass Dipole Baton/Stick	<table border="1"> <thead> <tr> <th>Frequency (MHz)</th> <th>VSWR (Max)</th> <th>Peak Gain (dBi)</th> <th>Efficiency (%)</th> </tr> </thead> <tbody> <tr> <td>617-960</td> <td>2.2</td> <td>2.4</td> <td>47</td> </tr> <tr> <td>1710-2690</td> <td>2.7</td> <td>2.7</td> <td>49</td> </tr> <tr> <td>3300-4200</td> <td>2.3</td> <td>3.3</td> <td>52</td> </tr> <tr> <td>4400-5000</td> <td>2.8</td> <td>4.3</td> <td>43</td> </tr> <tr> <td>5150-5850</td> <td>2.4</td> <td>4.8</td> <td>57</td> </tr> <tr> <td>5925-7125</td> <td>2.5</td> <td>3.8</td> <td>52</td> </tr> </tbody> </table>	Frequency (MHz)	VSWR (Max)	Peak Gain (dBi)	Efficiency (%)	617-960	2.2	2.4	47	1710-2690	2.7	2.7	49	3300-4200	2.3	3.3	52	4400-5000	2.8	4.3	43	5150-5850	2.4	4.8	57	5925-7125	2.5	3.8	52	<table border="1"> <thead> <tr> <th>Mounting Type</th> <th>Connector Mount</th> </tr> </thead> <tbody> <tr> <td>Termination*</td> <td>N-Type Jack N-Type Plug</td> </tr> <tr> <td>Dimensions</td> <td>145xø25 mm</td> </tr> <tr> <td>Op. Temp.</td> <td>-40°C to +85°C</td> </tr> <tr> <td>IP Rating</td> <td>IP67</td> </tr> </tbody> </table>	Mounting Type	Connector Mount	Termination*	N-Type Jack N-Type Plug	Dimensions	145xø25 mm	Op. Temp.	-40°C to +85°C	IP Rating	IP67
	Frequency (MHz)	VSWR (Max)	Peak Gain (dBi)	Efficiency (%)																																					
617-960	2.2	2.4	47																																						
1710-2690	2.7	2.7	49																																						
3300-4200	2.3	3.3	52																																						
4400-5000	2.8	4.3	43																																						
5150-5850	2.4	4.8	57																																						
5925-7125	2.5	3.8	52																																						
Mounting Type	Connector Mount																																								
Termination*	N-Type Jack N-Type Plug																																								
Dimensions	145xø25 mm																																								
Op. Temp.	-40°C to +85°C																																								
IP Rating	IP67																																								
Applications 5G NR FR1, 4G LTE, UMTS, GSM, LTE-M (Cat-M1), NB-IoT, CBRS	<table border="1"> <thead> <tr> <th>Polarization</th> <th>Linear</th> </tr> </thead> <tbody> <tr> <td>Wavelength</td> <td>$\frac{1}{2}\lambda$</td> </tr> <tr> <td>Electrical Type</td> <td>Dipole</td> </tr> <tr> <td>Radiation Pattern</td> <td>Omni directional</td> </tr> <tr> <td>Impedance (Ohms)</td> <td>50</td> </tr> </tbody> </table>	Polarization	Linear	Wavelength	$\frac{1}{2}\lambda$	Electrical Type	Dipole	Radiation Pattern	Omni directional	Impedance (Ohms)	50																														
Polarization	Linear																																								
Wavelength	$\frac{1}{2}\lambda$																																								
Electrical Type	Dipole																																								
Radiation Pattern	Omni directional																																								
Impedance (Ohms)	50																																								
	Outdoor 5G Cellular Multiband Fiberglass Dipole Baton/Stick	<table border="1"> <thead> <tr> <th>Frequency (MHz)</th> <th>VSWR (Max)</th> <th>Peak Gain (dBi)</th> <th>Efficiency (%)</th> </tr> </thead> <tbody> <tr> <td>617-960</td> <td>2.1</td> <td>2.7</td> <td>55</td> </tr> <tr> <td>1710-2690</td> <td>2.5</td> <td>3.4</td> <td>65</td> </tr> <tr> <td>3300-4200</td> <td>2.3</td> <td>2.2</td> <td>68</td> </tr> <tr> <td>4400-5000</td> <td>3.0</td> <td>3.6</td> <td>56</td> </tr> <tr> <td>5150-5850</td> <td>2.4</td> <td>4.0</td> <td>58</td> </tr> <tr> <td>5925-7125</td> <td>2.0</td> <td>4.5</td> <td>55</td> </tr> </tbody> </table>	Frequency (MHz)	VSWR (Max)	Peak Gain (dBi)	Efficiency (%)	617-960	2.1	2.7	55	1710-2690	2.5	3.4	65	3300-4200	2.3	2.2	68	4400-5000	3.0	3.6	56	5150-5850	2.4	4.0	58	5925-7125	2.0	4.5	55	<table border="1"> <thead> <tr> <th>Mounting Type</th> <th>Connector Mount</th> </tr> </thead> <tbody> <tr> <td>Termination</td> <td>N-Type Plug</td> </tr> <tr> <td>Dimensions</td> <td>152xø24 mm</td> </tr> <tr> <td>Op. Temp.</td> <td>-40°C to +85°C</td> </tr> <tr> <td>IP Rating</td> <td>IP67</td> </tr> </tbody> </table>	Mounting Type	Connector Mount	Termination	N-Type Plug	Dimensions	152xø24 mm	Op. Temp.	-40°C to +85°C	IP Rating	IP67
	Frequency (MHz)	VSWR (Max)	Peak Gain (dBi)	Efficiency (%)																																					
617-960	2.1	2.7	55																																						
1710-2690	2.5	3.4	65																																						
3300-4200	2.3	2.2	68																																						
4400-5000	3.0	3.6	56																																						
5150-5850	2.4	4.0	58																																						
5925-7125	2.0	4.5	55																																						
Mounting Type	Connector Mount																																								
Termination	N-Type Plug																																								
Dimensions	152xø24 mm																																								
Op. Temp.	-40°C to +85°C																																								
IP Rating	IP67																																								
Applications 5G NR FR1, 4G LTE, UMTS, GSM, LTE-M (Cat-M1), NB-IoT, CBRS	<table border="1"> <thead> <tr> <th>Polarization</th> <th>Linear</th> </tr> </thead> <tbody> <tr> <td>Wavelength</td> <td>$\frac{1}{2}\lambda$</td> </tr> <tr> <td>Electrical Type</td> <td>Dipole</td> </tr> <tr> <td>Radiation Pattern</td> <td>Omni directional</td> </tr> <tr> <td>Impedance (Ohms)</td> <td>50</td> </tr> </tbody> </table>	Polarization	Linear	Wavelength	$\frac{1}{2}\lambda$	Electrical Type	Dipole	Radiation Pattern	Omni directional	Impedance (Ohms)	50																														
Polarization	Linear																																								
Wavelength	$\frac{1}{2}\lambda$																																								
Electrical Type	Dipole																																								
Radiation Pattern	Omni directional																																								
Impedance (Ohms)	50																																								
	5G Cellular Multiband Straight Dipole Blade	<table border="1"> <thead> <tr> <th>Frequency (MHz)</th> <th>VSWR (Max)</th> <th>Peak Gain (dBi)</th> <th>Efficiency (%)</th> </tr> </thead> <tbody> <tr> <td>617-960</td> <td>2.9</td> <td>1.3</td> <td>44</td> </tr> <tr> <td>1710-2690</td> <td>2.8</td> <td>0.8</td> <td>36</td> </tr> <tr> <td>3300-4200</td> <td>3.0</td> <td>2.3</td> <td>56</td> </tr> <tr> <td>4400-5000</td> <td>3.0</td> <td>1.8</td> <td>61</td> </tr> <tr> <td>5150-5925</td> <td>3.0</td> <td>3.2</td> <td>68</td> </tr> <tr> <td>5925-7125</td> <td>3.5</td> <td>2.8</td> <td>59</td> </tr> </tbody> </table>	Frequency (MHz)	VSWR (Max)	Peak Gain (dBi)	Efficiency (%)	617-960	2.9	1.3	44	1710-2690	2.8	0.8	36	3300-4200	3.0	2.3	56	4400-5000	3.0	1.8	61	5150-5925	3.0	3.2	68	5925-7125	3.5	2.8	59	<table border="1"> <thead> <tr> <th>Mounting Type</th> <th>Connector Mount</th> </tr> </thead> <tbody> <tr> <td>Termination*</td> <td>N-Type Plug N-Type Jack</td> </tr> <tr> <td>Dimensions</td> <td>180xø21 mm</td> </tr> <tr> <td>Op. Temp.</td> <td>-40°C to +85°C</td> </tr> <tr> <td>IP Rating</td> <td>IP67</td> </tr> </tbody> </table>	Mounting Type	Connector Mount	Termination*	N-Type Plug N-Type Jack	Dimensions	180xø21 mm	Op. Temp.	-40°C to +85°C	IP Rating	IP67
	Frequency (MHz)	VSWR (Max)	Peak Gain (dBi)	Efficiency (%)																																					
617-960	2.9	1.3	44																																						
1710-2690	2.8	0.8	36																																						
3300-4200	3.0	2.3	56																																						
4400-5000	3.0	1.8	61																																						
5150-5925	3.0	3.2	68																																						
5925-7125	3.5	2.8	59																																						
Mounting Type	Connector Mount																																								
Termination*	N-Type Plug N-Type Jack																																								
Dimensions	180xø21 mm																																								
Op. Temp.	-40°C to +85°C																																								
IP Rating	IP67																																								
Applications 5G NR FR1, 4G LTE, UMTS, GSM, LTE-M (Cat-M1), NB-IoT, CBRS	<table border="1"> <thead> <tr> <th>Polarization</th> <th>Linear</th> </tr> </thead> <tbody> <tr> <td>Wavelength</td> <td>$\frac{1}{2}\lambda$</td> </tr> <tr> <td>Electrical Type</td> <td>Dipole</td> </tr> <tr> <td>Radiation Pattern</td> <td>Omni directional</td> </tr> <tr> <td>Impedance (Ohms)</td> <td>50</td> </tr> </tbody> </table>	Polarization	Linear	Wavelength	$\frac{1}{2}\lambda$	Electrical Type	Dipole	Radiation Pattern	Omni directional	Impedance (Ohms)	50																														
Polarization	Linear																																								
Wavelength	$\frac{1}{2}\lambda$																																								
Electrical Type	Dipole																																								
Radiation Pattern	Omni directional																																								
Impedance (Ohms)	50																																								
	5G Cellular Multiband Straight Dipole Blade	<table border="1"> <thead> <tr> <th>Frequency (MHz)</th> <th>VSWR (Max)</th> <th>Peak Gain (dBi)</th> <th>Efficiency (%)</th> </tr> </thead> <tbody> <tr> <td>617-960</td> <td>2.0</td> <td>1.8</td> <td>45</td> </tr> <tr> <td>1710-2690</td> <td>3.0</td> <td>2.5</td> <td>56</td> </tr> <tr> <td>3300-4200</td> <td>2.5</td> <td>3.0</td> <td>66</td> </tr> <tr> <td>4400-5000</td> <td>2.5</td> <td>2.5</td> <td>55</td> </tr> <tr> <td>5150-5850</td> <td>2.0</td> <td>2.5</td> <td>63</td> </tr> <tr> <td>5925-7125</td> <td>2.5</td> <td>3.6</td> <td>61</td> </tr> </tbody> </table>	Frequency (MHz)	VSWR (Max)	Peak Gain (dBi)	Efficiency (%)	617-960	2.0	1.8	45	1710-2690	3.0	2.5	56	3300-4200	2.5	3.0	66	4400-5000	2.5	2.5	55	5150-5850	2.0	2.5	63	5925-7125	2.5	3.6	61	<table border="1"> <thead> <tr> <th>Mounting Type</th> <th>Connector Mount</th> </tr> </thead> <tbody> <tr> <td>Termination*</td> <td>SMA Plug RP-SMA Plug</td> </tr> <tr> <td>Dimensions</td> <td>174x27x13 mm</td> </tr> <tr> <td>Op. Temp.</td> <td>-30°C to +70°C</td> </tr> <tr> <td>IP Rating</td> <td>IP67</td> </tr> </tbody> </table>	Mounting Type	Connector Mount	Termination*	SMA Plug RP-SMA Plug	Dimensions	174x27x13 mm	Op. Temp.	-30°C to +70°C	IP Rating	IP67
	Frequency (MHz)	VSWR (Max)	Peak Gain (dBi)	Efficiency (%)																																					
617-960	2.0	1.8	45																																						
1710-2690	3.0	2.5	56																																						
3300-4200	2.5	3.0	66																																						
4400-5000	2.5	2.5	55																																						
5150-5850	2.0	2.5	63																																						
5925-7125	2.5	3.6	61																																						
Mounting Type	Connector Mount																																								
Termination*	SMA Plug RP-SMA Plug																																								
Dimensions	174x27x13 mm																																								
Op. Temp.	-30°C to +70°C																																								
IP Rating	IP67																																								
Applications 5G NR FR1, 4G LTE, UMTS, GSM, LTE-M (Cat-M1), NB-IoT, CBRS	<table border="1"> <thead> <tr> <th>Polarization</th> <th>Linear</th> </tr> </thead> <tbody> <tr> <td>Wavelength</td> <td>$\frac{1}{2}\lambda$</td> </tr> <tr> <td>Electrical Type</td> <td>Dipole</td> </tr> <tr> <td>Radiation Pattern</td> <td>Omni directional</td> </tr> <tr> <td>Impedance (Ohms)</td> <td>50</td> </tr> </tbody> </table>	Polarization	Linear	Wavelength	$\frac{1}{2}\lambda$	Electrical Type	Dipole	Radiation Pattern	Omni directional	Impedance (Ohms)	50																														
Polarization	Linear																																								
Wavelength	$\frac{1}{2}\lambda$																																								
Electrical Type	Dipole																																								
Radiation Pattern	Omni directional																																								
Impedance (Ohms)	50																																								


External

Connector Mount

MEZWX-715BSA5B	Overview	Electrical Data	Mechanical Data																																						
	450MHz + 5G Cellular Multiband Tilt/Swivel Dipole Blade	<table border="1"> <thead> <tr> <th>Frequency (MHz)</th> <th>VSWR (Max)</th> <th>Peak Gain (dBi)</th> <th>Efficiency (%)</th> </tr> </thead> <tbody> <tr> <td>450</td> <td>1.9</td> <td>0.9</td> <td>41</td> </tr> <tr> <td>617-960</td> <td>2.0</td> <td>1.9</td> <td>40</td> </tr> <tr> <td>1710-2690</td> <td>2.5</td> <td>4.3</td> <td>57</td> </tr> <tr> <td>3300-4200</td> <td>1.4</td> <td>3.1</td> <td>63</td> </tr> <tr> <td>4400-5000</td> <td>2.0</td> <td>2.2</td> <td>49</td> </tr> <tr> <td>5150-5925</td> <td>1.9</td> <td>4.4</td> <td>64</td> </tr> </tbody> </table>	Frequency (MHz)	VSWR (Max)	Peak Gain (dBi)	Efficiency (%)	450	1.9	0.9	41	617-960	2.0	1.9	40	1710-2690	2.5	4.3	57	3300-4200	1.4	3.1	63	4400-5000	2.0	2.2	49	5150-5925	1.9	4.4	64	<table border="1"> <thead> <tr> <th>Mounting Type</th> <th>Connector</th> </tr> </thead> <tbody> <tr> <td></td> <td>Mount</td> </tr> <tr> <th>Termination*</th> <td>SMA Plug RP-SMA Plug</td> </tr> <tr> <th>Dimensions</th> <td>183x28x13mm</td> </tr> <tr> <th>Op. Temp.</th> <td>-30°C to +70°C</td> </tr> </tbody> </table>	Mounting Type	Connector		Mount	Termination*	SMA Plug RP-SMA Plug	Dimensions	183x28x13mm	Op. Temp.	-30°C to +70°C
	Frequency (MHz)	VSWR (Max)	Peak Gain (dBi)	Efficiency (%)																																					
	450	1.9	0.9	41																																					
	617-960	2.0	1.9	40																																					
	1710-2690	2.5	4.3	57																																					
	3300-4200	1.4	3.1	63																																					
	4400-5000	2.0	2.2	49																																					
	5150-5925	1.9	4.4	64																																					
	Mounting Type	Connector																																							
		Mount																																							
Termination*	SMA Plug RP-SMA Plug																																								
Dimensions	183x28x13mm																																								
Op. Temp.	-30°C to +70°C																																								
Applications 5G NR FR1, 4G LTE, UMTS, GSM, LTE-M (Cat-M1), NB-IoT, CBRS	<table border="1"> <thead> <tr> <th>Polarization</th> <td>Linear</td> </tr> <tr> <th>Wavelength</th> <td>$\frac{1}{2}\lambda$</td> </tr> <tr> <th>Electrical Type</th> <td>Dipole</td> </tr> <tr> <th>Radiation Pattern</th> <td>Omni directional</td> </tr> <tr> <th>Impedance (Ohms)</th> <td>50</td> </tr> </thead></table>	Polarization	Linear	Wavelength	$\frac{1}{2}\lambda$	Electrical Type	Dipole	Radiation Pattern	Omni directional	Impedance (Ohms)	50																														
Polarization	Linear																																								
Wavelength	$\frac{1}{2}\lambda$																																								
Electrical Type	Dipole																																								
Radiation Pattern	Omni directional																																								
Impedance (Ohms)	50																																								

MEUWX-715BSAXB	Overview	Electrical Data	Mechanical Data																						
	410MHz 450MHz Tilt/Swivel Dipole Blade	<table border="1"> <thead> <tr> <th>Frequency (MHz)</th> <th>VSWR (Max)</th> <th>Peak Gain (dBi)</th> <th>Efficiency (%)</th> </tr> </thead> <tbody> <tr> <td>410-430</td> <td>2.3</td> <td>1.6</td> <td>44</td> </tr> <tr> <td>450-470</td> <td>2.0</td> <td>1.8</td> <td>43</td> </tr> </tbody> </table>	Frequency (MHz)	VSWR (Max)	Peak Gain (dBi)	Efficiency (%)	410-430	2.3	1.6	44	450-470	2.0	1.8	43	<table border="1"> <thead> <tr> <th>Mounting Type</th> <th>Connector</th> </tr> </thead> <tbody> <tr> <td></td> <td>Mount</td> </tr> <tr> <th>Termination*</th> <td>SMA Plug RP-SMA Plug</td> </tr> <tr> <th>Dimensions</th> <td>183x28x13mm</td> </tr> <tr> <th>Op. Temp.</th> <td>-30°C to +70°C</td> </tr> </tbody> </table>	Mounting Type	Connector		Mount	Termination*	SMA Plug RP-SMA Plug	Dimensions	183x28x13mm	Op. Temp.	-30°C to +70°C
	Frequency (MHz)	VSWR (Max)	Peak Gain (dBi)	Efficiency (%)																					
	410-430	2.3	1.6	44																					
	450-470	2.0	1.8	43																					
	Mounting Type	Connector																							
		Mount																							
	Termination*	SMA Plug RP-SMA Plug																							
	Dimensions	183x28x13mm																							
	Op. Temp.	-30°C to +70°C																							
	Applications LTE Band 31, Band 72, Band 73, Band 87, Band 88, LTE-M, NB-IoT	<table border="1"> <thead> <tr> <th>Polarization</th> <td>Linear</td> </tr> <tr> <th>Wavelength</th> <td>$\frac{1}{2}\lambda$</td> </tr> <tr> <th>Electrical Type</th> <td>Dipole</td> </tr> <tr> <th>Radiation Pattern</th> <td>Omni directional</td> </tr> <tr> <th>Impedance (Ohms)</th> <td>50</td> </tr> </thead></table>	Polarization	Linear	Wavelength	$\frac{1}{2}\lambda$	Electrical Type	Dipole	Radiation Pattern	Omni directional	Impedance (Ohms)	50													
Polarization	Linear																								
Wavelength	$\frac{1}{2}\lambda$																								
Electrical Type	Dipole																								
Radiation Pattern	Omni directional																								
Impedance (Ohms)	50																								



MEZWX-713ASA3B	Overview	Electrical Data	Mechanical Data																																								
New 	5G Cellular Multi-band Tilt/Swivel Dipole Blade	<table border="1"> <thead> <tr> <th>Frequency (MHz)</th> <th>VSWR (Max)</th> <th>Peak Gain (dBi)</th> <th>Efficiency (%)</th> </tr> </thead> <tbody> <tr> <td>617-960</td> <td>2.1</td> <td>2.5</td> <td>43</td> </tr> <tr> <td>1710-2690</td> <td>1.8</td> <td>4.0</td> <td>53</td> </tr> <tr> <td>3300-4200</td> <td>1.9</td> <td>3.2</td> <td>63</td> </tr> <tr> <td>4400-5000</td> <td>2.5</td> <td>2.0</td> <td>49</td> </tr> <tr> <td>5150-5850</td> <td>1.6</td> <td>3.8</td> <td>57</td> </tr> <tr> <td>5925-7125</td> <td>1.7</td> <td>4.1</td> <td>56</td> </tr> </tbody> </table>	Frequency (MHz)	VSWR (Max)	Peak Gain (dBi)	Efficiency (%)	617-960	2.1	2.5	43	1710-2690	1.8	4.0	53	3300-4200	1.9	3.2	63	4400-5000	2.5	2.0	49	5150-5850	1.6	3.8	57	5925-7125	1.7	4.1	56	<table border="1"> <thead> <tr> <th>Mounting Type</th> <th>Connector</th> </tr> </thead> <tbody> <tr> <td></td> <td>Mount</td> </tr> <tr> <th>Termination*</th> <td>SMA Plug RP-SMA Plug</td> </tr> <tr> <th>Dimensions</th> <td>188x27x13 mm</td> </tr> <tr> <th>Op. Temp.</th> <td>-30°C to +70°C</td> </tr> <tr> <th>IP Rating</th> <td>IP67</td> </tr> </tbody> </table>	Mounting Type	Connector		Mount	Termination*	SMA Plug RP-SMA Plug	Dimensions	188x27x13 mm	Op. Temp.	-30°C to +70°C	IP Rating	IP67
	Frequency (MHz)	VSWR (Max)	Peak Gain (dBi)	Efficiency (%)																																							
	617-960	2.1	2.5	43																																							
	1710-2690	1.8	4.0	53																																							
	3300-4200	1.9	3.2	63																																							
	4400-5000	2.5	2.0	49																																							
	5150-5850	1.6	3.8	57																																							
	5925-7125	1.7	4.1	56																																							
	Mounting Type	Connector																																									
		Mount																																									
Termination*	SMA Plug RP-SMA Plug																																										
Dimensions	188x27x13 mm																																										
Op. Temp.	-30°C to +70°C																																										
IP Rating	IP67																																										
Applications 5G NR FR1, 4G LTE, UMTS, GSM, LTE-M (Cat-M1), NB-IoT, CBRS	<table border="1"> <thead> <tr> <th>Polarization</th> <td>Linear</td> </tr> <tr> <th>Wavelength</th> <td>$\frac{1}{2}\lambda$</td> </tr> <tr> <th>Electrical Type</th> <td>Dipole</td> </tr> <tr> <th>Radiation Pattern</th> <td>Omni directional</td> </tr> <tr> <th>Impedance (Ohms)</th> <td>50</td> </tr> </thead></table>	Polarization	Linear	Wavelength	$\frac{1}{2}\lambda$	Electrical Type	Dipole	Radiation Pattern	Omni directional	Impedance (Ohms)	50																																
Polarization	Linear																																										
Wavelength	$\frac{1}{2}\lambda$																																										
Electrical Type	Dipole																																										
Radiation Pattern	Omni directional																																										
Impedance (Ohms)	50																																										

MEZWX-720XSA3B	Overview	Electrical Data	Mechanical Data																																						
	5G Cellular Multi-band Tilt/Swivel Dipole Blade	<table border="1"> <thead> <tr> <th>Frequency (MHz)</th> <th>VSWR (Max)</th> <th>Peak Gain (dBi)</th> <th>Efficiency (%)</th> </tr> </thead> <tbody> <tr> <td>698-960</td> <td>2.7</td> <td>1.0</td> <td>56</td> </tr> <tr> <td>1710-2690</td> <td>2.3</td> <td>2.6</td> <td>64</td> </tr> <tr> <td>3300-4200</td> <td>2.8</td> <td>2.4</td> <td>62</td> </tr> <tr> <td>4400-5000</td> <td>2.3</td> <td>2.6</td> <td>61</td> </tr> <tr> <td>5150-5850</td> <td>3.0</td> <td>2.7</td> <td>61</td> </tr> <tr> <td>5925-7125</td> <td>3.5</td> <td>2.5</td> <td>66</td> </tr> </tbody> </table>	Frequency (MHz)	VSWR (Max)	Peak Gain (dBi)	Efficiency (%)	698-960	2.7	1.0	56	1710-2690	2.3	2.6	64	3300-4200	2.8	2.4	62	4400-5000	2.3	2.6	61	5150-5850	3.0	2.7	61	5925-7125	3.5	2.5	66	<table border="1"> <thead> <tr> <th>Mounting Type</th> <th>Connector</th> </tr> </thead> <tbody> <tr> <td></td> <td>Mount</td> </tr> <tr> <th>Termination*</th> <td>SMA Plug RP-SMA Plug</td> </tr> <tr> <th>Dimensions</th> <td>222x28x14 mm</td> </tr> <tr> <th>Op. Temp.</th> <td>-20°C to +70°C</td> </tr> </tbody> </table>	Mounting Type	Connector		Mount	Termination*	SMA Plug RP-SMA Plug	Dimensions	222x28x14 mm	Op. Temp.	-20°C to +70°C
	Frequency (MHz)	VSWR (Max)	Peak Gain (dBi)	Efficiency (%)																																					
	698-960	2.7	1.0	56																																					
	1710-2690	2.3	2.6	64																																					
	3300-4200	2.8	2.4	62																																					
	4400-5000	2.3	2.6	61																																					
	5150-5850	3.0	2.7	61																																					
	5925-7125	3.5	2.5	66																																					
	Mounting Type	Connector																																							
		Mount																																							
Termination*	SMA Plug RP-SMA Plug																																								
Dimensions	222x28x14 mm																																								
Op. Temp.	-20°C to +70°C																																								
Applications 5G NR FR1, 4G LTE, UMTS, GSM, LTE-M (Cat-M1), NB-IoT, CBRS	<table border="1"> <thead> <tr> <th>Polarization</th> <td>Linear</td> </tr> <tr> <th>Wavelength</th> <td>$\frac{1}{2}\lambda$</td> </tr> <tr> <th>Electrical Type</th> <td>Dipole</td> </tr> <tr> <th>Radiation Pattern</th> <td>Omni directional</td> </tr> <tr> <th>Impedance (Ohms)</th> <td>50</td> </tr> </thead></table>	Polarization	Linear	Wavelength	$\frac{1}{2}\lambda$	Electrical Type	Dipole	Radiation Pattern	Omni directional	Impedance (Ohms)	50																														
Polarization	Linear																																								
Wavelength	$\frac{1}{2}\lambda$																																								
Electrical Type	Dipole																																								
Radiation Pattern	Omni directional																																								
Impedance (Ohms)	50																																								

Cellular



External

Connector Mount

MEZWX-711BSA3B	Overview	Electrical Data	Mechanical Data																																						
	5G Cellular Multi-band Tilt/Swivel Dipole Blade	<table border="1"> <thead> <tr> <th>Frequency (MHz)</th> <th>VSWR (Max)</th> <th>Peak Gain (dBi)</th> <th>Efficiency (%)</th> </tr> </thead> <tbody> <tr> <td>617-960</td> <td>2.5</td> <td>2.7</td> <td>54</td> </tr> <tr> <td>1710-2690</td> <td>2.1</td> <td>3.8</td> <td>67</td> </tr> <tr> <td>3300-4200</td> <td>1.6</td> <td>3.0</td> <td>62</td> </tr> <tr> <td>4400-5000</td> <td>1.8</td> <td>3.2</td> <td>52</td> </tr> <tr> <td>5150-5850</td> <td>1.9</td> <td>2.8</td> <td>50</td> </tr> <tr> <td>5925-7125</td> <td>2.0</td> <td>3.5</td> <td>46</td> </tr> </tbody> </table>	Frequency (MHz)	VSWR (Max)	Peak Gain (dBi)	Efficiency (%)	617-960	2.5	2.7	54	1710-2690	2.1	3.8	67	3300-4200	1.6	3.0	62	4400-5000	1.8	3.2	52	5150-5850	1.9	2.8	50	5925-7125	2.0	3.5	46	<table border="1"> <thead> <tr> <th>Mounting Type</th> <th>Connector</th> </tr> </thead> <tbody> <tr> <td></td> <td>Mount</td> </tr> <tr> <td>Termination*</td> <td>SMA Plug RP-SMA Plug</td> </tr> <tr> <td>Dimensions</td> <td>136x24x11 mm</td> </tr> <tr> <td>Op. Temp.</td> <td>-30°C to +70°C</td> </tr> </tbody> </table>	Mounting Type	Connector		Mount	Termination*	SMA Plug RP-SMA Plug	Dimensions	136x24x11 mm	Op. Temp.	-30°C to +70°C
	Frequency (MHz)	VSWR (Max)	Peak Gain (dBi)	Efficiency (%)																																					
617-960	2.5	2.7	54																																						
1710-2690	2.1	3.8	67																																						
3300-4200	1.6	3.0	62																																						
4400-5000	1.8	3.2	52																																						
5150-5850	1.9	2.8	50																																						
5925-7125	2.0	3.5	46																																						
Mounting Type	Connector																																								
	Mount																																								
Termination*	SMA Plug RP-SMA Plug																																								
Dimensions	136x24x11 mm																																								
Op. Temp.	-30°C to +70°C																																								
Applications 5G NR FR1, 4G LTE, UMTS, GSM, LTE-M (Cat-M1), NB-IoT, CBRS	<table border="1"> <thead> <tr> <th>Polarization</th> <th>Wavelength</th> <th>Electrical Type</th> <th>Radiation Pattern</th> <th>Impedance (Ohms)</th> </tr> </thead> <tbody> <tr> <td>Linear</td> <td>$\frac{1}{2}\lambda$</td> <td>Dipole</td> <td>Omni directional</td> <td>50</td> </tr> </tbody> </table>	Polarization	Wavelength	Electrical Type	Radiation Pattern	Impedance (Ohms)	Linear	$\frac{1}{2}\lambda$	Dipole	Omni directional	50																														
Polarization	Wavelength	Electrical Type	Radiation Pattern	Impedance (Ohms)																																					
Linear	$\frac{1}{2}\lambda$	Dipole	Omni directional	50																																					
	5G Cellular Multi-band Tilt/Swivel Dipole Blade	<table border="1"> <thead> <tr> <th>Frequency (MHz)</th> <th>VSWR (Max)</th> <th>Peak Gain (dBi)</th> <th>Efficiency (%)</th> </tr> </thead> <tbody> <tr> <td>617-960</td> <td>2.0</td> <td>2.1</td> <td>51</td> </tr> <tr> <td>1710-2690</td> <td>2.9</td> <td>4.4</td> <td>65</td> </tr> <tr> <td>3300-4200</td> <td>2.7</td> <td>2.8</td> <td>68</td> </tr> <tr> <td>4400-5000</td> <td>2.0</td> <td>3.7</td> <td>54</td> </tr> <tr> <td>5150-5850</td> <td>2.6</td> <td>4.8</td> <td>52</td> </tr> </tbody> </table>	Frequency (MHz)	VSWR (Max)	Peak Gain (dBi)	Efficiency (%)	617-960	2.0	2.1	51	1710-2690	2.9	4.4	65	3300-4200	2.7	2.8	68	4400-5000	2.0	3.7	54	5150-5850	2.6	4.8	52	<table border="1"> <thead> <tr> <th>Mounting Type</th> <th>Connector</th> </tr> </thead> <tbody> <tr> <td></td> <td>Mount</td> </tr> <tr> <td>Termination*</td> <td>SMA Plug RP-SMA Plug</td> </tr> <tr> <td>Dimensions</td> <td>150x22x11 mm</td> </tr> <tr> <td>Op. Temp.</td> <td>-20°C to +70°C</td> </tr> </tbody> </table>	Mounting Type	Connector		Mount	Termination*	SMA Plug RP-SMA Plug	Dimensions	150x22x11 mm	Op. Temp.	-20°C to +70°C				
	Frequency (MHz)	VSWR (Max)	Peak Gain (dBi)	Efficiency (%)																																					
617-960	2.0	2.1	51																																						
1710-2690	2.9	4.4	65																																						
3300-4200	2.7	2.8	68																																						
4400-5000	2.0	3.7	54																																						
5150-5850	2.6	4.8	52																																						
Mounting Type	Connector																																								
	Mount																																								
Termination*	SMA Plug RP-SMA Plug																																								
Dimensions	150x22x11 mm																																								
Op. Temp.	-20°C to +70°C																																								
Applications 5G NR FR1, 4G LTE, UMTS, GSM, LTE-M (Cat-M1), NB-IoT, CBRS	<table border="1"> <thead> <tr> <th>Polarization</th> <th>Wavelength</th> <th>Electrical Type</th> <th>Radiation Pattern</th> <th>Impedance (Ohms)</th> </tr> </thead> <tbody> <tr> <td>Linear</td> <td>$\frac{1}{2}\lambda$</td> <td>Dipole</td> <td>Omni directional</td> <td>50</td> </tr> </tbody> </table>	Polarization	Wavelength	Electrical Type	Radiation Pattern	Impedance (Ohms)	Linear	$\frac{1}{2}\lambda$	Dipole	Omni directional	50																														
Polarization	Wavelength	Electrical Type	Radiation Pattern	Impedance (Ohms)																																					
Linear	$\frac{1}{2}\lambda$	Dipole	Omni directional	50																																					

External

Connector Mount

MEZWX-6231SA4B	Overview	Electrical Data	Mechanical Data																																				
	450MHz + 5G Cellular Multiband Tilt/Swivel Dipole Blade	<table border="1"> <thead> <tr> <th>Frequency (MHz)</th> <th>VSWR (Max)</th> <th>Peak Gain (dBi)</th> <th>Efficiency (%)</th> </tr> </thead> <tbody> <tr> <td>450</td> <td>1.6</td> <td>1.2</td> <td>45</td> </tr> <tr> <td>617-960</td> <td>2.6</td> <td>2.0</td> <td>51</td> </tr> <tr> <td>1710-2690</td> <td>2.5</td> <td>3.5</td> <td>63</td> </tr> <tr> <td>3300-5000</td> <td>2.0</td> <td>4.0</td> <td>60</td> </tr> <tr> <td>5150-5850</td> <td>1.8</td> <td>4.7</td> <td>65</td> </tr> <tr> <td>5925-7125</td> <td>1.8</td> <td>3.8</td> <td>60</td> </tr> </tbody> </table>	Frequency (MHz)	VSWR (Max)	Peak Gain (dBi)	Efficiency (%)	450	1.6	1.2	45	617-960	2.6	2.0	51	1710-2690	2.5	3.5	63	3300-5000	2.0	4.0	60	5150-5850	1.8	4.7	65	5925-7125	1.8	3.8	60	<table border="1"> <thead> <tr> <th>Mounting Type</th> <th>Connector</th> </tr> </thead> <tbody> <tr> <td>Termination*</td> <td>SMA Plug RP-SMA Plug</td> </tr> <tr> <td>Dimensions</td> <td>205x25x13mm</td> </tr> <tr> <td>Op. Temp.</td> <td>-30°C to +70°C</td> </tr> </tbody> </table>	Mounting Type	Connector	Termination*	SMA Plug RP-SMA Plug	Dimensions	205x25x13mm	Op. Temp.	-30°C to +70°C
	Frequency (MHz)	VSWR (Max)	Peak Gain (dBi)	Efficiency (%)																																			
450	1.6	1.2	45																																				
617-960	2.6	2.0	51																																				
1710-2690	2.5	3.5	63																																				
3300-5000	2.0	4.0	60																																				
5150-5850	1.8	4.7	65																																				
5925-7125	1.8	3.8	60																																				
Mounting Type	Connector																																						
Termination*	SMA Plug RP-SMA Plug																																						
Dimensions	205x25x13mm																																						
Op. Temp.	-30°C to +70°C																																						
Applications 5G NR FR1, 4G LTE, UMTS, GSM, LTE-M (Cat-M1), NB-IoT, CBRS	<table border="1"> <thead> <tr> <th>Polarization</th> <th>Wavelength</th> <th>Electrical Type</th> <th>Radiation Pattern</th> <th>Impedance (Ohms)</th> </tr> </thead> <tbody> <tr> <td>Linear</td> <td>$\frac{1}{2}\lambda$</td> <td>Dipole</td> <td>Omni directional</td> <td>50</td> </tr> </tbody> </table>	Polarization	Wavelength	Electrical Type	Radiation Pattern	Impedance (Ohms)	Linear	$\frac{1}{2}\lambda$	Dipole	Omni directional	50																												
Polarization	Wavelength	Electrical Type	Radiation Pattern	Impedance (Ohms)																																			
Linear	$\frac{1}{2}\lambda$	Dipole	Omni directional	50																																			
	410MHz 450MHz Tilt/Swivel Dipole Blade	<table border="1"> <thead> <tr> <th>Frequency (MHz)</th> <th>VSWR (Max)</th> <th>Peak Gain (dBi)</th> <th>Efficiency (%)</th> </tr> </thead> <tbody> <tr> <td>410-430</td> <td>2.3</td> <td>1.6</td> <td>42</td> </tr> <tr> <td>450-470</td> <td>2.0</td> <td>1.5</td> <td>43</td> </tr> </tbody> </table>	Frequency (MHz)	VSWR (Max)	Peak Gain (dBi)	Efficiency (%)	410-430	2.3	1.6	42	450-470	2.0	1.5	43	<table border="1"> <thead> <tr> <th>Mounting Type</th> <th>Connector</th> </tr> </thead> <tbody> <tr> <td>Termination*</td> <td>SMA Plug RP-SMA Plug</td> </tr> <tr> <td>Dimensions</td> <td>205x25x13mm</td> </tr> <tr> <td>Op. Temp.</td> <td>-30°C to +70°C</td> </tr> </tbody> </table>	Mounting Type	Connector	Termination*	SMA Plug RP-SMA Plug	Dimensions	205x25x13mm	Op. Temp.	-30°C to +70°C																
	Frequency (MHz)	VSWR (Max)	Peak Gain (dBi)	Efficiency (%)																																			
410-430	2.3	1.6	42																																				
450-470	2.0	1.5	43																																				
Mounting Type	Connector																																						
Termination*	SMA Plug RP-SMA Plug																																						
Dimensions	205x25x13mm																																						
Op. Temp.	-30°C to +70°C																																						
Applications LTE Band 31, Band 72, Band 73, Band 87, Band 88, LTE-M, NB-IoT	<table border="1"> <thead> <tr> <th>Polarization</th> <th>Wavelength</th> <th>Electrical Type</th> <th>Radiation Pattern</th> <th>Impedance (Ohms)</th> </tr> </thead> <tbody> <tr> <td>Linear</td> <td>$\frac{1}{2}\lambda$</td> <td>Dipole</td> <td>Omni directional</td> <td>50</td> </tr> </tbody> </table>	Polarization	Wavelength	Electrical Type	Radiation Pattern	Impedance (Ohms)	Linear	$\frac{1}{2}\lambda$	Dipole	Omni directional	50																												
Polarization	Wavelength	Electrical Type	Radiation Pattern	Impedance (Ohms)																																			
Linear	$\frac{1}{2}\lambda$	Dipole	Omni directional	50																																			
	5G Cellular Multiband Tilt/Swivel Dipole Blade	<table border="1"> <thead> <tr> <th>Frequency (MHz)</th> <th>VSWR (Max)</th> <th>Peak Gain (dBi)</th> <th>Efficiency (%)</th> </tr> </thead> <tbody> <tr> <td>617-960</td> <td>3.2</td> <td>1.6</td> <td>41</td> </tr> <tr> <td>1710-2690</td> <td>2.1</td> <td>4.8</td> <td>70</td> </tr> <tr> <td>3300-4200</td> <td>1.8</td> <td>2.0</td> <td>62</td> </tr> <tr> <td>4400-5000</td> <td>1.7</td> <td>3.4</td> <td>63</td> </tr> <tr> <td>5150-5850</td> <td>1.9</td> <td>3.8</td> <td>59</td> </tr> <tr> <td>5925-7125</td> <td>2.4</td> <td>3.5</td> <td>58</td> </tr> </tbody> </table>	Frequency (MHz)	VSWR (Max)	Peak Gain (dBi)	Efficiency (%)	617-960	3.2	1.6	41	1710-2690	2.1	4.8	70	3300-4200	1.8	2.0	62	4400-5000	1.7	3.4	63	5150-5850	1.9	3.8	59	5925-7125	2.4	3.5	58	<table border="1"> <thead> <tr> <th>Mounting Type</th> <th>Connector</th> </tr> </thead> <tbody> <tr> <td>Termination*</td> <td>SMA Plug RP-SMA Plug</td> </tr> <tr> <td>Dimensions</td> <td>160x22x13 mm</td> </tr> <tr> <td>Op. Temp.</td> <td>-30°C to +70°C</td> </tr> </tbody> </table>	Mounting Type	Connector	Termination*	SMA Plug RP-SMA Plug	Dimensions	160x22x13 mm	Op. Temp.	-30°C to +70°C
	Frequency (MHz)	VSWR (Max)	Peak Gain (dBi)	Efficiency (%)																																			
617-960	3.2	1.6	41																																				
1710-2690	2.1	4.8	70																																				
3300-4200	1.8	2.0	62																																				
4400-5000	1.7	3.4	63																																				
5150-5850	1.9	3.8	59																																				
5925-7125	2.4	3.5	58																																				
Mounting Type	Connector																																						
Termination*	SMA Plug RP-SMA Plug																																						
Dimensions	160x22x13 mm																																						
Op. Temp.	-30°C to +70°C																																						
Applications 5G NR FR1, 4G LTE, UMTS, GSM, LTE-M (Cat-M1), NB-IoT, CBRS	<table border="1"> <thead> <tr> <th>Polarization</th> <th>Wavelength</th> <th>Electrical Type</th> <th>Radiation Pattern</th> <th>Impedance (Ohms)</th> </tr> </thead> <tbody> <tr> <td>Linear</td> <td>$\frac{1}{2}\lambda$</td> <td>Dipole</td> <td>Omni directional</td> <td>50</td> </tr> </tbody> </table>	Polarization	Wavelength	Electrical Type	Radiation Pattern	Impedance (Ohms)	Linear	$\frac{1}{2}\lambda$	Dipole	Omni directional	50																												
Polarization	Wavelength	Electrical Type	Radiation Pattern	Impedance (Ohms)																																			
Linear	$\frac{1}{2}\lambda$	Dipole	Omni directional	50																																			
	450MHz + 5G Cellular Multiband Tilt/Swivel Dipole Blade	<table border="1"> <thead> <tr> <th>Frequency (MHz)</th> <th>VSWR (Max)</th> <th>Peak Gain (dBi)</th> <th>Efficiency (%)</th> </tr> </thead> <tbody> <tr> <td>450</td> <td>2.0</td> <td>1.8</td> <td>52</td> </tr> <tr> <td>617-960</td> <td>3.0</td> <td>2.0</td> <td>76</td> </tr> <tr> <td>1710-2690</td> <td>2.5</td> <td>3.0</td> <td>70</td> </tr> <tr> <td>3300-4200</td> <td>2.5</td> <td>3.5</td> <td>65</td> </tr> <tr> <td>4400-5000</td> <td>2.0</td> <td>3.5</td> <td>66</td> </tr> <tr> <td>5150-7125</td> <td>2.5</td> <td>3.6</td> <td>65</td> </tr> </tbody> </table>	Frequency (MHz)	VSWR (Max)	Peak Gain (dBi)	Efficiency (%)	450	2.0	1.8	52	617-960	3.0	2.0	76	1710-2690	2.5	3.0	70	3300-4200	2.5	3.5	65	4400-5000	2.0	3.5	66	5150-7125	2.5	3.6	65	<table border="1"> <thead> <tr> <th>Mounting Type</th> <th>Connector</th> </tr> </thead> <tbody> <tr> <td>Termination*</td> <td>SMA Plug RP-SMA Plug</td> </tr> <tr> <td>Dimensions</td> <td>237x39x13 mm</td> </tr> <tr> <td>Op. Temp.</td> <td>-30°C to +70°C</td> </tr> </tbody> </table>	Mounting Type	Connector	Termination*	SMA Plug RP-SMA Plug	Dimensions	237x39x13 mm	Op. Temp.	-30°C to +70°C
	Frequency (MHz)	VSWR (Max)	Peak Gain (dBi)	Efficiency (%)																																			
450	2.0	1.8	52																																				
617-960	3.0	2.0	76																																				
1710-2690	2.5	3.0	70																																				
3300-4200	2.5	3.5	65																																				
4400-5000	2.0	3.5	66																																				
5150-7125	2.5	3.6	65																																				
Mounting Type	Connector																																						
Termination*	SMA Plug RP-SMA Plug																																						
Dimensions	237x39x13 mm																																						
Op. Temp.	-30°C to +70°C																																						
Applications 5G NR FR1, 4G LTE, UMTS, GSM, LTE-M (Cat-M1), NB-IoT, CBRS	<table border="1"> <thead> <tr> <th>Polarization</th> <th>Wavelength</th> <th>Electrical Type</th> <th>Radiation Pattern</th> <th>Impedance (Ohms)</th> </tr> </thead> <tbody> <tr> <td>Linear</td> <td>$\frac{1}{2}\lambda$</td> <td>Dipole</td> <td>Omni directional</td> <td>50</td> </tr> </tbody> </table>	Polarization	Wavelength	Electrical Type	Radiation Pattern	Impedance (Ohms)	Linear	$\frac{1}{2}\lambda$	Dipole	Omni directional	50																												
Polarization	Wavelength	Electrical Type	Radiation Pattern	Impedance (Ohms)																																			
Linear	$\frac{1}{2}\lambda$	Dipole	Omni directional	50																																			

Cellular

External

Panel Mount

MEZHX-3802NF3B



Overview

5G Cellular Multi-band Dipole Dome/Saltshaker

Applications

5G NR FR1, 4G LTE, UMTS, GSM, LTE-M (Cat-M1), NB-IoT

Electrical Data

Frequency (MHz)	VSWR (Max)	Peak Gain (dBi)	Efficiency (%)
617-960	3.6	4.1	78
1710-2690	2.8	7.1	76
3300-4200	2.3	6.8	70
4400-5000	2.5	6.2	76
5150-5850	2.0	10.0	80
5925-7125	2.8	8.9	75
Polarization	Linear		
Wavelength	$\frac{1}{2}\lambda$		
Electrical Type	Dipole		
Radiation Pattern	Omni directional		
Impedance (Ohms)	50		

Mechanical Data

Mounting Type	Panel Mount
Termination	N-Type Jack
Dimensions	77.7x \varnothing 38 mm
Op. Temp.	-40°C to +85°C
IP Rating	IP67
Ground Plane	350 x 350 mm

MEZHX-3602NF6B



Overview

5G Cellular Multi-band Dipole Dome/Saltshaker

Applications

5G NR FR1, 4G LTE, UMTS, GSM, LTE-M (Cat-M1), NB-IoT

Electrical Data



Frequency (MHz)	VSWR (Max)	Peak Gain (dBi)	Efficiency (%)
698-960	3.6	2.4	63
1710-2690	2.2	3.8	65
3300-3800	1.8	4.5	51
4200-5000	3.3	3.4	55
5150-5850	3.2	5.1	52
Polarization	Linear		
Wavelength	$\frac{1}{2}\lambda$		
Electrical Type	Dipole		
Radiation Pattern	Omni directional		
Impedance (Ohms)	50		

Mechanical Data

Mounting Type	Panel Mount
Termination	N-Type Jack
Dimensions	71x \varnothing 40.2 mm
Op. Temp.	-30°C to +70°C
IP Rating	IP65
Ground Plane	350 x 350 mm

External


Panel Mount


MEZHF-3802SA3B-*	Overview	Electrical Data				Mechanical Data	
	5G Cellular Multi-band Dipole Dome /Saltshaker Flying Lead	Frequency (MHz)	VSWR (Max)	Peak Gain (dBi)	Efficiency (%)	Mounting Type	Panel Mount
	Applications 5G NR FR1, 4G LTE, UMTS, GSM, LTE-M (Cat-M1), NB-IoT	617-960	3.3	2.8	57	Termination	SMA Plug
		1710-2690	2.3	3.2	55	Dimensions	77.7xø38 mm
		3300-4200	3.3	3.2	35	Op. Temp.	-40°C to +85°C
		4400-5000	2.4	3.6	47	Cable Type	RG58
		5150-5850	2.7	5.7	44	Cable Length*	1000 mm
	5925-7125	2.8	3.4	32	Cable Length*	2000 mm	
	Polarization			Linear		IP Rating	IP67
	Wavelength			$\frac{1}{2}\lambda$			
	Electrical Type			Dipole			
Radiation Pattern			Omni directional				
Impedance (Ohms)			50				
MEYHF-3602SA3B-*	Overview	Electrical Data				Mechanical Data	
	4G LTE Cellular Multiband Dipole Dome/Saltshaker Flying Lead	Frequency (MHz)	VSWR (Max)	Peak Gain (dBi)	Efficiency (%)	Mounting Type	Panel Mount
	Applications 4G LTE, UMTS, GSM, LTE-M (Cat-M1), NB-IoT	698-960	3.6	2.4	63	Termination	SMA Plug
		1710-2690	2.2	3.8	65	Dimensions	71xø40.2 mm
		3300-3800	1.8	4.5	51	Op. Temp.	-30°C to +70°C
		4200-5000	3.3	3.4	55	Cable Type	RG174
		5150-5850	3.2	5.1	52	Cable Length*	1000 mm
						Cable Length*	2000 mm
	Polarization			Linear			
	Wavelength			$\frac{1}{2}\lambda$			
	Electrical Type			Dipole			
Radiation Pattern			Omni directional				
Impedance (Ohms)			50				

Cellular

Remote / Rugged

Panel Mount




MEYHF-HA02SA1W-*	Overview	Electrical Data				Mechanical Data	
	4G LTE Cellular Multiband Rugged Dipole Dome Flying Lead	Frequency (MHz)	VSWR (Max)	Peak Gain (dBi)	Efficiency (%)	Mounting Type	Panel Mount
	Applications 4G LTE, UMTS, GSM, LTE-M (Cat-M1), NB-IoT	698-960	3.5	2.6	65	Termination	SMA Plug
		1710-2690	2.8	3.1	72	Dimensions	35xø169 mm
						Op. Temp.	-40°C to +85°C
						Cable Type	RG58
						Cable Length*	1000mm
							2000mm
						IP Rating	IP67
		Polarization	Linear				
		Wavelength	$\frac{1}{2}\lambda$				
		Electrical Type	Dipole				
		Radiation Pattern	Omni directional				
		Impedance (Ohms)	50				

MEZHF-HA04TC2G-*	Overview	Electrical Data				Mechanical Data	
	5G/LTE Cellular Multiband Rugged Dipole Dome burial to roadways	Frequency (MHz)	VSWR (Max)	Peak Gain (dBi)	Efficiency (%)	Mounting Type	Burial Mount
	Applications 5G, 4G LTE, UMTS, GSM, LTE-M (Cat-M1), NB-IoT	617-960	4.0	1.9	38	Termination	TNC Plug
		1710-2690	3.5	4.3	41	Dimensions	55xø100 mm
		3300-4200	3.7	2.1	32	Op. Temp.	-40°C to +85°C
		4400-5000	4.9	2.0	30	Cable Type	RG58
						Cable Length*	1000mm
							2000mm
							3000mm
						IP Rating	IP67
		Polarization	Linear				
		Wavelength	$\frac{1}{2}\lambda$				
		Electrical Type	Dipole				
		Radiation Pattern	Omni directional				
		Impedance (Ohms)	50				

New

Remote


Adhesive Mount


MEZBF-603XSA3B-*	Overview	Electrical Data	Mechanical Data																																
	5G Cellular Multi-band Straight Dipole Adhesive Bar/Blade, Flying Lead	<table border="1"> <thead> <tr> <th>Frequency (MHz)</th> <th>VSWR (Max)</th> <th>Peak Gain (dBi)</th> <th>Efficiency (%)</th> </tr> </thead> <tbody> <tr> <td>617-960</td> <td>1.9</td> <td>3.2</td> <td>46</td> </tr> <tr> <td>1710-2690</td> <td>1.6</td> <td>2.5</td> <td>39</td> </tr> <tr> <td>3300-4200</td> <td>1.6</td> <td>0.3</td> <td>28</td> </tr> <tr> <td>4400-5000</td> <td>1.6</td> <td>-1.5</td> <td>17</td> </tr> </tbody> </table>	Frequency (MHz)	VSWR (Max)	Peak Gain (dBi)	Efficiency (%)	617-960	1.9	3.2	46	1710-2690	1.6	2.5	39	3300-4200	1.6	0.3	28	4400-5000	1.6	-1.5	17	<table border="1"> <thead> <tr> <th>Mounting Type</th> <td>Adhesive Mount</td> </tr> <tr> <th>Termination</th> <td>SMA Plug</td> </tr> <tr> <th>Dimensions</th> <td>110x20x6 mm</td> </tr> <tr> <th>Op. Temp.</th> <td>-40°C to +85°C</td> </tr> <tr> <th>Cable Type</th> <td>RG174</td> </tr> <tr> <th>Cable Length*</th> <td>1000 mm 2000 mm</td> </tr> </thead></table>	Mounting Type	Adhesive Mount	Termination	SMA Plug	Dimensions	110x20x6 mm	Op. Temp.	-40°C to +85°C	Cable Type	RG174	Cable Length*	1000 mm 2000 mm
	Frequency (MHz)	VSWR (Max)	Peak Gain (dBi)	Efficiency (%)																															
617-960	1.9	3.2	46																																
1710-2690	1.6	2.5	39																																
3300-4200	1.6	0.3	28																																
4400-5000	1.6	-1.5	17																																
Mounting Type	Adhesive Mount																																		
Termination	SMA Plug																																		
Dimensions	110x20x6 mm																																		
Op. Temp.	-40°C to +85°C																																		
Cable Type	RG174																																		
Cable Length*	1000 mm 2000 mm																																		
Applications 5G NR FR1, 4G LTE, UMTS, GSM, LTE-M (Cat-M1), NB-IoT, CBRS	<table border="1"> <thead> <tr> <th>Frequency (MHz)</th> <th>VSWR (Max)</th> <th>Peak Gain (dBi)</th> <th>Efficiency (%)</th> </tr> </thead> <tbody> <tr> <td>5150-5925</td> <td>1.6</td> <td>0.5</td> <td>19</td> </tr> <tr> <td>5925-7125</td> <td>1.8</td> <td>0.2</td> <td>13</td> </tr> </tbody> </table> Polarization: Linear Wavelength: $\frac{1}{2}\lambda$ Electrical Type: Dipole Radiation Pattern: Omni directional Impedance (Ohms): 50	Frequency (MHz)	VSWR (Max)	Peak Gain (dBi)	Efficiency (%)	5150-5925	1.6	0.5	19	5925-7125	1.8	0.2	13																						
Frequency (MHz)	VSWR (Max)	Peak Gain (dBi)	Efficiency (%)																																
5150-5925	1.6	0.5	19																																
5925-7125	1.8	0.2	13																																
	Cellular Multiband Straight Dipole Adhesive Bar/Blade, Flying Lead	<table border="1"> <thead> <tr> <th>Frequency (MHz)</th> <th>VSWR (Max)</th> <th>Peak Gain (dBi)</th> <th>Efficiency (%)</th> </tr> </thead> <tbody> <tr> <td>824-960</td> <td>2.0</td> <td>2.0</td> <td>53</td> </tr> <tr> <td>1710-2170</td> <td>2.0</td> <td>2.5</td> <td>61</td> </tr> </tbody> </table>	Frequency (MHz)	VSWR (Max)	Peak Gain (dBi)	Efficiency (%)	824-960	2.0	2.0	53	1710-2170	2.0	2.5	61	<table border="1"> <thead> <tr> <th>Mounting Type</th> <td>Adhesive Mount</td> </tr> <tr> <th>Termination</th> <td>SMA Plug</td> </tr> <tr> <th>Dimensions</th> <td>146x20x13 mm</td> </tr> <tr> <th>Op. Temp.</th> <td>-30°C to +70°C</td> </tr> <tr> <th>Cable Type</th> <td>RG174</td> </tr> <tr> <th>Cable Length*</th> <td>1000 mm 2000 mm</td> </tr> </thead></table>	Mounting Type	Adhesive Mount	Termination	SMA Plug	Dimensions	146x20x13 mm	Op. Temp.	-30°C to +70°C	Cable Type	RG174	Cable Length*	1000 mm 2000 mm								
	Frequency (MHz)	VSWR (Max)	Peak Gain (dBi)	Efficiency (%)																															
824-960	2.0	2.0	53																																
1710-2170	2.0	2.5	61																																
Mounting Type	Adhesive Mount																																		
Termination	SMA Plug																																		
Dimensions	146x20x13 mm																																		
Op. Temp.	-30°C to +70°C																																		
Cable Type	RG174																																		
Cable Length*	1000 mm 2000 mm																																		
Applications LTE-M (Cat-M1), NB-IoT, UMTS, GSM, LPWA	Polarization: Linear Wavelength: $\frac{1}{2}\lambda$ Electrical Type: Dipole Radiation Pattern: Omni directional Impedance (Ohms): 50																																		
	Cellular Multiband Dipole Adhesive Puck, Flying Lead	<table border="1"> <thead> <tr> <th>Frequency (MHz)</th> <th>VSWR (Max)</th> <th>Peak Gain (dBi)</th> <th>Efficiency (%)</th> </tr> </thead> <tbody> <tr> <td>880-960</td> <td>2.7</td> <td>1.6</td> <td>34</td> </tr> <tr> <td>1710-1880</td> <td>2.6</td> <td>1.0</td> <td>28</td> </tr> </tbody> </table>	Frequency (MHz)	VSWR (Max)	Peak Gain (dBi)	Efficiency (%)	880-960	2.7	1.6	34	1710-1880	2.6	1.0	28	<table border="1"> <thead> <tr> <th>Mounting Type</th> <td>Adhesive Mount</td> </tr> <tr> <th>Termination</th> <td>SMA Plug</td> </tr> <tr> <th>Dimensions</th> <td>9.8x50 mm</td> </tr> <tr> <th>Op. Temp.</th> <td>-30°C to +70°C</td> </tr> <tr> <th>Cable Type</th> <td>RG174</td> </tr> <tr> <th>Cable Length*</th> <td>1000 mm 2000 mm</td> </tr> </thead></table>	Mounting Type	Adhesive Mount	Termination	SMA Plug	Dimensions	9.8x50 mm	Op. Temp.	-30°C to +70°C	Cable Type	RG174	Cable Length*	1000 mm 2000 mm								
	Frequency (MHz)	VSWR (Max)	Peak Gain (dBi)	Efficiency (%)																															
880-960	2.7	1.6	34																																
1710-1880	2.6	1.0	28																																
Mounting Type	Adhesive Mount																																		
Termination	SMA Plug																																		
Dimensions	9.8x50 mm																																		
Op. Temp.	-30°C to +70°C																																		
Cable Type	RG174																																		
Cable Length*	1000 mm 2000 mm																																		
Applications LTE-M (Cat-M1), NB-IoT, UMTS, GSM, LPWA	Polarization: Linear Wavelength: $\frac{1}{2}\lambda$ Electrical Type: Dipole Radiation Pattern: Omni directional Impedance (Ohms): 50																																		

Cellular

Remote

Magnetic Mount

MEYAF-129XSA1B-*	Overview	Electrical Data				Mechanical Data	
 <p>4G Cellular Multi-band Straight Monopole Magnetic Mount Whip, Flying Lead</p> <p>Applications 4G LTE, UMTS, GSM, LTE-M (Cat-M1), NB-IoT, LPWA</p>		Frequency (MHz)	VSWR (Max)	Peak Gain (dBi)	Efficiency (%)	Mounting Type	Magnetic Mount
		698-960	2.5	2.0	55	Termination	SMA Plug
	1710-2690	2.0	3.0	63	Dimensions	91xø31 mm	
		Polarization		Linear		Op. Temp.	-30°C to +70°C
		Wavelength		$\frac{1}{4}\lambda$		Cable Type	RG174
		Electrical Type		Monopole		Cable Length*	1000 mm 2000 mm
		Radiation Pattern		Omni directional			
		Impedance (Ohms)		50			

MECAF-126XSAXB-*	Overview	Electrical Data				Mechanical Data	
 <p>Cellular Multiband Straight Monopole Magnetic Mount Whip, Flying Lead</p> <p>Applications UMTS, GSM, LTE-M (Cat-M1), NB-IoT, LPWA</p>		Frequency (MHz)	VSWR (Max)	Peak Gain (dBi)	Efficiency (%)	Mounting Type	Magnetic Mount
		824-896	2.5	2.0	56	Termination	SMA Plug
		Polarization		Linear		Dimensions	120xø27 mm
		Wavelength		$\frac{1}{4}\lambda$		Op. Temp.	-30°C to +70°C
		Electrical Type		Monopole		Cable Type	RG174
		Radiation Pattern		Omni directional		Cable Length*	1000 mm 2000 mm
		Impedance (Ohms)		50			




Sub-1 GHz LPWA and ISM Antennas

MAP Electronics sub-1 GHz antennas for LPWA and ISM applications offer single-band options in multiple styles, mounting, and terminations at 433MHz, 490MHz, 868MHz and 915MHz in support of applications including:

- LoRaWAN®
- Sigfox®
- Weightless-P™
- WiFi HaLow™

External





Connector Mount

MEGHX-2120SA2W		Overview	Electrical Data				Mechanical Data	
	New	915MHz LPWA & ISM Monopole Straight Whip	Frequency (MHz)	VSWR (Max)	Peak Gain (dBi)	Efficiency (%)	Mounting Type	Connector Mount
			915	2.5	2.0	62	Termination*	SMA Plug RP-SMA Plug
		Applications LoRaWAN, Sigfox, Weightless-P, WiFi HaLow					Dimensions	22x9 mm
							Op. Temp.	-30°C to +70°C
							Ground Plane	120 x 120 mm
			Polarization			Linear		
			Wavelength			¼-λ		
			Electrical Type			Monopole		
			Radiation Pattern			Omni directional		
			Impedance (Ohms)			50		
MEGHX-2120SA1W		Overview	Electrical Data				Mechanical Data	
	New	868MHz LPWA & ISM Monopole Straight Whip	Frequency (MHz)	VSWR (Max)	Peak Gain (dBi)	Efficiency (%)	Mounting Type	Connector Mount
			868	2.2	1.4	53	Termination*	SMA Plug RP-SMA Plug
		Applications LoRaWAN, Sigfox, Weightless-P, WiFi HaLow					Dimensions	22x9 mm
							Op. Temp.	-30°C to +70°C
							Ground Plane	120 x 120 mm
			Polarization			Linear		
			Wavelength			¼-λ		
			Electrical Type			Monopole		
			Radiation Pattern			Omni directional		
			Impedance (Ohms)			50		
MEGHX-328XSA3B		Overview	Electrical Data				Mechanical Data	
		868MHz 915MHz ISM & LPWA Straight Monopole Whip	Frequency (MHz)	VSWR (Max)	Peak Gain (dBi)	Efficiency (%)	Mounting Type	Connector Mount
			868	1.6	2.7	78	Termination*	SMA Plug RP-SMA Plug
		Applications LoRaWAN, Sigfox, Weightless-P, WiFi HaLow					Dimensions	46x13 mm
							Op. Temp.	-30°C to +70°C
							Ground Plane	120 x 120 mm
			Polarization			Linear		
			Wavelength			¼-λ		
			Electrical Type			Monopole		
			Radiation Pattern			Omni directional		
			Impedance (Ohms)			50		

Sub-1 GHz LPWA and ISM

External

Connector Mount

MEGHX-150XNX3B		Overview	Electrical Data				Mechanical Data	
 <p>New</p>	868MHz 915MHz	Frequency (MHz)	VSWR (Max)	Peak Gain (dBi)	Efficiency (%)	Mounting Type	Connector Mount	
	ISM & LPWA	868	2.5	1.9	56	Termination*	N-Type Plug N-Type Jack	
	Straight Dipole Blade	915	2.0	2.5	61	Dimensions	180xø21 mm	
Applications						Op. Temp.	-40°C to +85°C	
LoRaWAN, Sigfox, Weightless-P, WiFi HaLow						IP Rating	IP67	
		Polarization				Linear		
		Wavelength				$\frac{1}{2}\lambda$		
		Electrical Type				Dipole		
		Radiation Pattern				Omni directional		
		Impedance (Ohms)				50		
MEGHX-463XSA3B		Overview	Electrical Data				Mechanical Data	
	868MHz 915MHz	Frequency (MHz)	VSWR (Max)	Peak Gain (dBi)	Efficiency (%)	Mounting Type	Connector Mount	
	ISM & LPWA	868	1.3	1.0	60	Termination	SMA Plug	
	Straight Monopole Whip	915	1.7	2.4	72	Dimensions	176xø10 mm	
Applications						Op. Temp.	-30°C to +70°C	
LoRaWAN, Sigfox, Weightless-P, WiFi HaLow						Polarization		
						Linear		
						Wavelength		
						$\frac{1}{4}\lambda$		
						Electrical Type		
						Monopole		
						Radiation Pattern		
						Omni directional		
						Impedance (Ohms)		
						50		
MEGGX-1023NF3W		Overview	Electrical Data				Mechanical Data	
	868MHz 915MHz	Frequency (MHz)	VSWR (Max)	Peak Gain (dBi)	Efficiency (%)	Mounting Type	Connector Mount	
	ISM & LPWA Outdoor Fiberglass	868	2.5	2.1	50	Termination*	N-Type Jack N-Type Plug	
	Dipole Baton/Stick	915	2.5	2.5	56	Dimensions	145xø25 mm	
Applications						Op. Temp.	-40°C to +85°C	
LoRaWAN, Sigfox, Weightless-P, WiFi HaLow						IP Rating	IP67	
		Polarization				Linear		
		Wavelength				$\frac{1}{2}\lambda$		
		Electrical Type				Dipole		
		Radiation Pattern				Omni directional		
		Impedance (Ohms)				50		
MEGGX-1123NX3W		Overview	Electrical Data				Mechanical Data	
	868MHz 915MHz	Frequency (MHz)	VSWR (Max)	Peak Gain (dBi)	Efficiency (%)	Mounting Type	Connector Mount	
	ISM & LPWA Outdoor Fiberglass	868	1.6	2.0	51	Termination	N-Type Plug	
	Dipole Baton/Stick	915	1.9	2.3	53	Dimensions	152xø24 mm	
Applications						Op. Temp.	-40°C to +85°C	
LoRaWAN, Sigfox, Weightless-P, WiFi HaLow						IP Rating	IP67	
		Polarization				Linear		
		Wavelength				$\frac{1}{2}\lambda$		
		Electrical Type				Dipole		
		Radiation Pattern				Omni directional		
		Impedance (Ohms)				50		

Sub-1 GHz LPWA and ISM

External

Connector Mount

MEGWX-180ASA2B	Overview	Electrical Data	Mechanical Data																										
	915MHz LPWA & ISM Tilt/Swivel Dipole Whip Applications LoRaWAN, Sigfox, Weightless-P, WiFi HaLow	<table border="1"> <thead> <tr> <th>Frequency (MHz)</th> <th>VSWR (Max)</th> <th>Peak Gain (dBi)</th> <th>Efficiency (%)</th> </tr> </thead> <tbody> <tr> <td>915</td> <td>1.6</td> <td>2.8</td> <td>74</td> </tr> </tbody> </table>	Frequency (MHz)	VSWR (Max)	Peak Gain (dBi)	Efficiency (%)	915	1.6	2.8	74	<table border="1"> <thead> <tr> <th>Mounting Type</th> <th>Connector</th> </tr> </thead> <tbody> <tr> <td></td> <td>Mount</td> </tr> <tr> <th>Termination*</th> <td>SMA Plug RP-SMA Plug</td> </tr> <tr> <th>Dimensions</th> <td>203xø13 mm</td> </tr> <tr> <th>Op. Temp.</th> <td>-30°C to +70°C</td> </tr> <tr> <th>IP Rating</th> <td>IP67</td> </tr> </tbody> </table>	Mounting Type	Connector		Mount	Termination*	SMA Plug RP-SMA Plug	Dimensions	203xø13 mm	Op. Temp.	-30°C to +70°C	IP Rating	IP67						
		Frequency (MHz)	VSWR (Max)	Peak Gain (dBi)	Efficiency (%)																								
915	1.6	2.8	74																										
Mounting Type	Connector																												
	Mount																												
Termination*	SMA Plug RP-SMA Plug																												
Dimensions	203xø13 mm																												
Op. Temp.	-30°C to +70°C																												
IP Rating	IP67																												
<table border="1"> <thead> <tr> <th>Polarization</th> <td>Linear</td> </tr> <tr> <th>Wavelength</th> <td>½-λ</td> </tr> <tr> <th>Electrical Type</th> <td>Dipole</td> </tr> <tr> <th>Radiation Pattern</th> <td>Omni directional</td> </tr> <tr> <th>Impedance (Ohms)</th> <td>50</td> </tr> </thead> </table>	Polarization	Linear	Wavelength	½-λ	Electrical Type	Dipole	Radiation Pattern	Omni directional	Impedance (Ohms)	50																			
Polarization	Linear																												
Wavelength	½-λ																												
Electrical Type	Dipole																												
Radiation Pattern	Omni directional																												
Impedance (Ohms)	50																												
	868MHz LPWA & ISM Tilt/Swivel Dipole Whip Applications LoRaWAN, Sigfox, Weightless-P, WiFi HaLow	<table border="1"> <thead> <tr> <th>Frequency (MHz)</th> <th>VSWR (Max)</th> <th>Peak Gain (dBi)</th> <th>Efficiency (%)</th> </tr> </thead> <tbody> <tr> <td>868</td> <td>1.5</td> <td>2.0</td> <td>73</td> </tr> </tbody> </table>	Frequency (MHz)	VSWR (Max)	Peak Gain (dBi)	Efficiency (%)	868	1.5	2.0	73	<table border="1"> <thead> <tr> <th>Mounting Type</th> <th>Connector</th> </tr> </thead> <tbody> <tr> <td></td> <td>Mount</td> </tr> <tr> <th>Termination*</th> <td>SMA Plug RP-SMA Plug</td> </tr> <tr> <th>Dimensions</th> <td>203xø13 mm</td> </tr> <tr> <th>Op. Temp.</th> <td>-30°C to +70°C</td> </tr> <tr> <th>IP Rating</th> <td>IP67</td> </tr> </tbody> </table>	Mounting Type	Connector		Mount	Termination*	SMA Plug RP-SMA Plug	Dimensions	203xø13 mm	Op. Temp.	-30°C to +70°C	IP Rating	IP67						
		Frequency (MHz)	VSWR (Max)	Peak Gain (dBi)	Efficiency (%)																								
868	1.5	2.0	73																										
Mounting Type	Connector																												
	Mount																												
Termination*	SMA Plug RP-SMA Plug																												
Dimensions	203xø13 mm																												
Op. Temp.	-30°C to +70°C																												
IP Rating	IP67																												
<table border="1"> <thead> <tr> <th>Polarization</th> <td>Linear</td> </tr> <tr> <th>Wavelength</th> <td>½-λ</td> </tr> <tr> <th>Electrical Type</th> <td>Dipole</td> </tr> <tr> <th>Radiation Pattern</th> <td>Omni directional</td> </tr> <tr> <th>Impedance (Ohms)</th> <td>50</td> </tr> </thead> </table>	Polarization	Linear	Wavelength	½-λ	Electrical Type	Dipole	Radiation Pattern	Omni directional	Impedance (Ohms)	50																			
Polarization	Linear																												
Wavelength	½-λ																												
Electrical Type	Dipole																												
Radiation Pattern	Omni directional																												
Impedance (Ohms)	50																												
	868MHz 915MHz ISM & LPWA Tilt/Swivel Monopole Whip Applications LoRaWAN, Sigfox, Weightless-P, WiFi HaLow	<table border="1"> <thead> <tr> <th>Frequency (MHz)</th> <th>VSWR (Max)</th> <th>Peak Gain (dBi)</th> <th>Efficiency (%)</th> </tr> </thead> <tbody> <tr> <td>868</td> <td>1.8</td> <td>2.3</td> <td>72</td> </tr> <tr> <td>915</td> <td>1.9</td> <td>2.2</td> <td>73</td> </tr> </tbody> </table>	Frequency (MHz)	VSWR (Max)	Peak Gain (dBi)	Efficiency (%)	868	1.8	2.3	72	915	1.9	2.2	73	<table border="1"> <thead> <tr> <th>Mounting Type</th> <th>Connector</th> </tr> </thead> <tbody> <tr> <td></td> <td>Mount</td> </tr> <tr> <th>Termination*</th> <td>SMA Plug RP-SMA Plug</td> </tr> <tr> <th>Dimensions</th> <td>124xø13 mm</td> </tr> <tr> <th>Op. Temp.</th> <td>-30°C to +70°C</td> </tr> <tr> <th>Ground Plane</th> <td>120 x 120 mm</td> </tr> <tr> <th>IP Rating</th> <td>IP67</td> </tr> </tbody> </table>	Mounting Type	Connector		Mount	Termination*	SMA Plug RP-SMA Plug	Dimensions	124xø13 mm	Op. Temp.	-30°C to +70°C	Ground Plane	120 x 120 mm	IP Rating	IP67
		Frequency (MHz)	VSWR (Max)	Peak Gain (dBi)	Efficiency (%)																								
868	1.8	2.3	72																										
915	1.9	2.2	73																										
Mounting Type	Connector																												
	Mount																												
Termination*	SMA Plug RP-SMA Plug																												
Dimensions	124xø13 mm																												
Op. Temp.	-30°C to +70°C																												
Ground Plane	120 x 120 mm																												
IP Rating	IP67																												
<table border="1"> <thead> <tr> <th>Polarization</th> <td>Linear</td> </tr> <tr> <th>Wavelength</th> <td>¼-λ</td> </tr> <tr> <th>Electrical Type</th> <td>Monopole</td> </tr> <tr> <th>Radiation Pattern</th> <td>Omni directional</td> </tr> <tr> <th>Impedance (Ohms)</th> <td>50</td> </tr> </thead> </table>	Polarization	Linear	Wavelength	¼-λ	Electrical Type	Monopole	Radiation Pattern	Omni directional	Impedance (Ohms)	50																			
Polarization	Linear																												
Wavelength	¼-λ																												
Electrical Type	Monopole																												
Radiation Pattern	Omni directional																												
Impedance (Ohms)	50																												
	868 MHz 915MHz ISM & LPWA Tilt/Swivel Monopole Whip Applications LoRaWAN, Sigfox, Weightless-P, WiFi HaLow	<table border="1"> <thead> <tr> <th>Frequency (MHz)</th> <th>VSWR (Max)</th> <th>Peak Gain (dBi)</th> <th>Efficiency (%)</th> </tr> </thead> <tbody> <tr> <td>868</td> <td>1.6</td> <td>2.3</td> <td>78</td> </tr> <tr> <td>915</td> <td>1.7</td> <td>2.3</td> <td>78</td> </tr> </tbody> </table>	Frequency (MHz)	VSWR (Max)	Peak Gain (dBi)	Efficiency (%)	868	1.6	2.3	78	915	1.7	2.3	78	<table border="1"> <thead> <tr> <th>Mounting Type</th> <th>Connector</th> </tr> </thead> <tbody> <tr> <td></td> <td>Mount</td> </tr> <tr> <th>Termination*</th> <td>SMA Plug RP-SMA Plug</td> </tr> <tr> <th>Dimensions</th> <td>108xø10 mm</td> </tr> <tr> <th>Op. Temp.</th> <td>-30°C to +70°C</td> </tr> <tr> <th>Ground Plane</th> <td>120 x 120 mm</td> </tr> </tbody> </table>	Mounting Type	Connector		Mount	Termination*	SMA Plug RP-SMA Plug	Dimensions	108xø10 mm	Op. Temp.	-30°C to +70°C	Ground Plane	120 x 120 mm		
		Frequency (MHz)	VSWR (Max)	Peak Gain (dBi)	Efficiency (%)																								
868	1.6	2.3	78																										
915	1.7	2.3	78																										
Mounting Type	Connector																												
	Mount																												
Termination*	SMA Plug RP-SMA Plug																												
Dimensions	108xø10 mm																												
Op. Temp.	-30°C to +70°C																												
Ground Plane	120 x 120 mm																												
<table border="1"> <thead> <tr> <th>Polarization</th> <td>Linear</td> </tr> <tr> <th>Wavelength</th> <td>¼-λ</td> </tr> <tr> <th>Electrical Type</th> <td>Monopole</td> </tr> <tr> <th>Radiation Pattern</th> <td>Omni directional</td> </tr> <tr> <th>Impedance (Ohms)</th> <td>50</td> </tr> </thead> </table>	Polarization	Linear	Wavelength	¼-λ	Electrical Type	Monopole	Radiation Pattern	Omni directional	Impedance (Ohms)	50																			
Polarization	Linear																												
Wavelength	¼-λ																												
Electrical Type	Monopole																												
Radiation Pattern	Omni directional																												
Impedance (Ohms)	50																												

Sub-1 GHz LPWA and ISM

External

Connector Mount

MEGMX-221ASA3B	Overview	Electrical Data	Mechanical Data																
	868MHz 915MHz ISM & LPWA Right Angle Monopole Whip	<table border="1"> <thead> <tr> <th>Frequency (MHz)</th> <th>VSWR (Max)</th> <th>Peak Gain (dBi)</th> <th>Efficiency (%)</th> </tr> </thead> <tbody> <tr> <td>868</td> <td>2.4</td> <td>1.1</td> <td>55</td> </tr> <tr> <td>915</td> <td>2.0</td> <td>1.8</td> <td>66</td> </tr> </tbody> </table>	Frequency (MHz)	VSWR (Max)	Peak Gain (dBi)	Efficiency (%)	868	2.4	1.1	55	915	2.0	1.8	66	Mounting Type Connector Mount Termination* SMA Plug RP-SMA Plug Dimensions 47xø8 mm Op. Temp. -30°C to +70°C Ground Plane 120 x 120mm				
	Frequency (MHz)	VSWR (Max)	Peak Gain (dBi)	Efficiency (%)															
868	2.4	1.1	55																
915	2.0	1.8	66																
Applications LoRaWAN, Sigfox, Weightless-P, WiFi HaLow	Polarization Linear Wavelength $\frac{1}{4}\lambda$ Electrical Type Monopole Radiation Pattern Omni directional Impedance (Ohms) 50																		
	433MHz ISM Straight Monopole Whip	<table border="1"> <thead> <tr> <th>Frequency (MHz)</th> <th>VSWR (Max)</th> <th>Peak Gain (dBi)</th> <th>Efficiency (%)</th> </tr> </thead> <tbody> <tr> <td>433</td> <td>2.5</td> <td>1.3</td> <td>49</td> </tr> </tbody> </table>	Frequency (MHz)	VSWR (Max)	Peak Gain (dBi)	Efficiency (%)	433	2.5	1.3	49	Mounting Type Connector Mount Termination SMA Plug Dimensions 157xø13.5 mm Op. Temp. -30°C to +70°C								
	Frequency (MHz)	VSWR (Max)	Peak Gain (dBi)	Efficiency (%)															
433	2.5	1.3	49																
Applications LoRaWAN, Weightless-P, Remote Control	Polarization Linear Wavelength $\frac{1}{4}\lambda$ Electrical Type Monopole Radiation Pattern Omni directional Impedance (Ohms) 50																		
	433MHz ISM Tilt/Swivel Dipole Blade	<table border="1"> <thead> <tr> <th>Frequency (MHz)</th> <th>VSWR (Max)</th> <th>Peak Gain (dBi)</th> <th>Efficiency (%)</th> </tr> </thead> <tbody> <tr> <td>433</td> <td>2.5</td> <td>1.2</td> <td>60</td> </tr> </tbody> </table>	Frequency (MHz)	VSWR (Max)	Peak Gain (dBi)	Efficiency (%)	433	2.5	1.2	60	Mounting Type Connector Mount Termination SMA Plug Dimensions 205x25x13 mm Op. Temp. -30°C to +70°C								
	Frequency (MHz)	VSWR (Max)	Peak Gain (dBi)	Efficiency (%)															
433	2.5	1.2	60																
Applications LoRaWAN, Weightless-P, Remote Control	Polarization Linear Wavelength $\frac{1}{2}\lambda$ Electrical Type Dipole Radiation Pattern Omni directional Impedance (Ohms) 50																		
	433MHz 868MHz 915MHz ISM & LPWA Tilt/Swivel Dipole Blade	<table border="1"> <thead> <tr> <th>Frequency (MHz)</th> <th>VSWR (Max)</th> <th>Peak Gain (dBi)</th> <th>Efficiency (%)</th> </tr> </thead> <tbody> <tr> <td>433</td> <td>2.5</td> <td>1.5</td> <td>60</td> </tr> <tr> <td>868</td> <td>2.0</td> <td>1.8</td> <td>61</td> </tr> <tr> <td>915</td> <td>2.0</td> <td>2.0</td> <td>65</td> </tr> </tbody> </table>	Frequency (MHz)	VSWR (Max)	Peak Gain (dBi)	Efficiency (%)	433	2.5	1.5	60	868	2.0	1.8	61	915	2.0	2.0	65	Mounting Type Connector Mount Termination SMA Plug Dimensions 237x39x13 mm Op. Temp. -30°C to +70°C
	Frequency (MHz)	VSWR (Max)	Peak Gain (dBi)	Efficiency (%)															
433	2.5	1.5	60																
868	2.0	1.8	61																
915	2.0	2.0	65																
Applications LoRaWAN, Sigfox, Weightless-P, WiFi HaLow, Remote Control	Polarization Linear Wavelength $\frac{1}{2}\lambda$ Electrical Type Dipole Radiation Pattern Omni directional Impedance (Ohms) 50																		

Sub-1 GHz LPWA and ISM

External




Connector Mount

MEGWX-715BSA3B	Overview	Electrical Data	Mechanical Data																				
	868MHz 915MHz ISM & LPWA Tilt/ Swivel Dipole Blade Applications LoRaWAN, Sigfox, Weightless-P, WiFi HaLow	<table border="1"> <thead> <tr> <th>Frequency (MHz)</th> <th>VSWR (Max)</th> <th>Peak Gain (dBi)</th> <th>Efficiency (%)</th> </tr> </thead> <tbody> <tr> <td>868</td> <td>2.2</td> <td>2.0</td> <td>61</td> </tr> <tr> <td>915</td> <td>2.0</td> <td>2.5</td> <td>65</td> </tr> </tbody> </table>	Frequency (MHz)	VSWR (Max)	Peak Gain (dBi)	Efficiency (%)	868	2.2	2.0	61	915	2.0	2.5	65	<table border="1"> <thead> <tr> <th>Mounting Type</th> <th>Connector Mount</th> </tr> </thead> <tbody> <tr> <td>Termination</td> <td>SMA Plug</td> </tr> <tr> <td>Dimensions</td> <td>183x28x13 mm</td> </tr> <tr> <td>Op. Temp.</td> <td>-30°C to +70°C</td> </tr> </tbody> </table>	Mounting Type	Connector Mount	Termination	SMA Plug	Dimensions	183x28x13 mm	Op. Temp.	-30°C to +70°C
		Frequency (MHz)	VSWR (Max)	Peak Gain (dBi)	Efficiency (%)																		
		868	2.2	2.0	61																		
		915	2.0	2.5	65																		
Mounting Type	Connector Mount																						
Termination	SMA Plug																						
Dimensions	183x28x13 mm																						
Op. Temp.	-30°C to +70°C																						
<table border="1"> <tbody> <tr> <td>Polarization</td> <td>Linear</td> </tr> <tr> <td>Wavelength</td> <td>½-λ</td> </tr> <tr> <td>Electrical Type</td> <td>Dipole</td> </tr> <tr> <td>Radiation Pattern</td> <td>Omni directional</td> </tr> <tr> <td>Impedance (Ohms)</td> <td>50</td> </tr> </tbody> </table>	Polarization	Linear	Wavelength	½-λ	Electrical Type	Dipole	Radiation Pattern	Omni directional	Impedance (Ohms)	50													
Polarization	Linear																						
Wavelength	½-λ																						
Electrical Type	Dipole																						
Radiation Pattern	Omni directional																						
Impedance (Ohms)	50																						
MEGWX-711BSA3B		<table border="1"> <thead> <tr> <th>Frequency (MHz)</th> <th>VSWR (Max)</th> <th>Peak Gain (dBi)</th> <th>Efficiency (%)</th> </tr> </thead> <tbody> <tr> <td>868</td> <td>2.0</td> <td>1.7</td> <td>58</td> </tr> <tr> <td>915</td> <td>2.2</td> <td>1.9</td> <td>60</td> </tr> </tbody> </table>	Frequency (MHz)	VSWR (Max)	Peak Gain (dBi)	Efficiency (%)	868	2.0	1.7	58	915	2.2	1.9	60	<table border="1"> <thead> <tr> <th>Mounting Type</th> <th>Connector Mount</th> </tr> </thead> <tbody> <tr> <td>Termination</td> <td>SMA Plug</td> </tr> <tr> <td>Dimensions</td> <td>136x24x11 mm</td> </tr> <tr> <td>Op. Temp.</td> <td>-30°C to +70°C</td> </tr> </tbody> </table>	Mounting Type	Connector Mount	Termination	SMA Plug	Dimensions	136x24x11 mm	Op. Temp.	-30°C to +70°C
Frequency (MHz)	VSWR (Max)	Peak Gain (dBi)	Efficiency (%)																				
868	2.0	1.7	58																				
915	2.2	1.9	60																				
Mounting Type	Connector Mount																						
Termination	SMA Plug																						
Dimensions	136x24x11 mm																						
Op. Temp.	-30°C to +70°C																						
	868MHz 915MHz ISM & LPWA Tilt/ Swivel Dipole Blade Applications LoRaWAN, Sigfox, Weightless-P, WiFi HaLow	<table border="1"> <tbody> <tr> <td>Polarization</td> <td>Linear</td> </tr> <tr> <td>Wavelength</td> <td>½-λ</td> </tr> <tr> <td>Electrical Type</td> <td>Dipole</td> </tr> <tr> <td>Radiation Pattern</td> <td>Omni directional</td> </tr> <tr> <td>Impedance (Ohms)</td> <td>50</td> </tr> </tbody> </table>	Polarization	Linear	Wavelength	½-λ	Electrical Type	Dipole	Radiation Pattern	Omni directional	Impedance (Ohms)	50											
		Polarization	Linear																				
		Wavelength	½-λ																				
		Electrical Type	Dipole																				
Radiation Pattern	Omni directional																						
Impedance (Ohms)	50																						
MEGWX-6231SA3B		<table border="1"> <thead> <tr> <th>Frequency (MHz)</th> <th>VSWR (Max)</th> <th>Peak Gain (dBi)</th> <th>Efficiency (%)</th> </tr> </thead> <tbody> <tr> <td>868</td> <td>2.0</td> <td>2.1</td> <td>61</td> </tr> <tr> <td>915</td> <td>2.0</td> <td>2.5</td> <td>65</td> </tr> </tbody> </table>	Frequency (MHz)	VSWR (Max)	Peak Gain (dBi)	Efficiency (%)	868	2.0	2.1	61	915	2.0	2.5	65	<table border="1"> <thead> <tr> <th>Mounting Type</th> <th>Connector Mount</th> </tr> </thead> <tbody> <tr> <td>Termination</td> <td>SMA Plug</td> </tr> <tr> <td>Dimensions</td> <td>205x25x13 mm</td> </tr> <tr> <td>Op. Temp.</td> <td>-30°C to +70°C</td> </tr> </tbody> </table>	Mounting Type	Connector Mount	Termination	SMA Plug	Dimensions	205x25x13 mm	Op. Temp.	-30°C to +70°C
Frequency (MHz)	VSWR (Max)	Peak Gain (dBi)	Efficiency (%)																				
868	2.0	2.1	61																				
915	2.0	2.5	65																				
Mounting Type	Connector Mount																						
Termination	SMA Plug																						
Dimensions	205x25x13 mm																						
Op. Temp.	-30°C to +70°C																						
	868MHz 915MHz ISM & LPWA Tilt/ Swivel Dipole Blade Applications LoRaWAN, Sigfox, Weightless-P, WiFi HaLow	<table border="1"> <tbody> <tr> <td>Polarization</td> <td>Linear</td> </tr> <tr> <td>Wavelength</td> <td>½-λ</td> </tr> <tr> <td>Electrical Type</td> <td>Dipole</td> </tr> <tr> <td>Radiation Pattern</td> <td>Omni directional</td> </tr> <tr> <td>Impedance (Ohms)</td> <td>50</td> </tr> </tbody> </table>	Polarization	Linear	Wavelength	½-λ	Electrical Type	Dipole	Radiation Pattern	Omni directional	Impedance (Ohms)	50											
		Polarization	Linear																				
		Wavelength	½-λ																				
		Electrical Type	Dipole																				
Radiation Pattern	Omni directional																						
Impedance (Ohms)	50																						
MEGWX-6141SA3B		<table border="1"> <thead> <tr> <th>Frequency (MHz)</th> <th>VSWR (Max)</th> <th>Peak Gain (dBi)</th> <th>Efficiency (%)</th> </tr> </thead> <tbody> <tr> <td>868</td> <td>2.5</td> <td>1.7</td> <td>51</td> </tr> <tr> <td>915</td> <td>2.2</td> <td>1.9</td> <td>53</td> </tr> </tbody> </table>	Frequency (MHz)	VSWR (Max)	Peak Gain (dBi)	Efficiency (%)	868	2.5	1.7	51	915	2.2	1.9	53	<table border="1"> <thead> <tr> <th>Mounting Type</th> <th>Connector Mount</th> </tr> </thead> <tbody> <tr> <td>Termination</td> <td>SMA Plug</td> </tr> <tr> <td>Dimensions</td> <td>160x22x13 mm</td> </tr> <tr> <td>Op. Temp.</td> <td>-30°C to +70°C</td> </tr> </tbody> </table>	Mounting Type	Connector Mount	Termination	SMA Plug	Dimensions	160x22x13 mm	Op. Temp.	-30°C to +70°C
Frequency (MHz)	VSWR (Max)	Peak Gain (dBi)	Efficiency (%)																				
868	2.5	1.7	51																				
915	2.2	1.9	53																				
Mounting Type	Connector Mount																						
Termination	SMA Plug																						
Dimensions	160x22x13 mm																						
Op. Temp.	-30°C to +70°C																						
	868MHz 915MHz ISM & LPWA Tilt/ Swivel Dipole Blade Applications LoRaWAN, Sigfox, Weightless-P, WiFi HaLow	<table border="1"> <tbody> <tr> <td>Polarization</td> <td>Linear</td> </tr> <tr> <td>Wavelength</td> <td>½-λ</td> </tr> <tr> <td>Electrical Type</td> <td>Dipole</td> </tr> <tr> <td>Radiation Pattern</td> <td>Omni directional</td> </tr> <tr> <td>Impedance (Ohms)</td> <td>50</td> </tr> </tbody> </table>	Polarization	Linear	Wavelength	½-λ	Electrical Type	Dipole	Radiation Pattern	Omni directional	Impedance (Ohms)	50											
		Polarization	Linear																				
		Wavelength	½-λ																				
		Electrical Type	Dipole																				
Radiation Pattern	Omni directional																						
Impedance (Ohms)	50																						

Sub-1 GHz LPWA and ISM

External



Connector Mount

MEGHX-1017NX2W	Overview	Electrical Data	Mechanical Data																		
	915MHz ISM & LPWA Outdoor Fiberglass Dipole Baton/Stick	<table border="1"> <thead> <tr> <th>Frequency (MHz)</th> <th>VSWR (Max)</th> <th>Peak Gain (dBi)</th> <th>Efficiency (%)</th> </tr> </thead> <tbody> <tr> <td>915</td> <td>1.3</td> <td>4.5</td> <td>76</td> </tr> </tbody> </table>	Frequency (MHz)	VSWR (Max)	Peak Gain (dBi)	Efficiency (%)	915	1.3	4.5	76	<table border="1"> <thead> <tr> <th>Mounting Type</th> <th>Connector Mount</th> </tr> </thead> <tbody> <tr> <td>Termination</td> <td>N-Type Plug</td> </tr> <tr> <td>Dimensions</td> <td>528xø20 mm</td> </tr> <tr> <td>Op. Temp.</td> <td>-40°C to +85°C</td> </tr> <tr> <td>IP Rating</td> <td>IP67</td> </tr> </tbody> </table>	Mounting Type	Connector Mount	Termination	N-Type Plug	Dimensions	528xø20 mm	Op. Temp.	-40°C to +85°C	IP Rating	IP67
	Frequency (MHz)	VSWR (Max)	Peak Gain (dBi)	Efficiency (%)																	
915	1.3	4.5	76																		
Mounting Type	Connector Mount																				
Termination	N-Type Plug																				
Dimensions	528xø20 mm																				
Op. Temp.	-40°C to +85°C																				
IP Rating	IP67																				
<p>Applications LoRaWAN, Sigfox, Weightless-P, WiFi HaLow</p> <table border="1"> <tbody> <tr> <td>Polarization</td> <td>Linear</td> </tr> <tr> <td>Wavelength</td> <td>½-λ</td> </tr> <tr> <td>Electrical Type</td> <td>Dipole</td> </tr> <tr> <td>Radiation Pattern</td> <td>Omni directional</td> </tr> <tr> <td>Impedance (Ohms)</td> <td>50</td> </tr> </tbody> </table>	Polarization	Linear	Wavelength	½-λ	Electrical Type	Dipole	Radiation Pattern	Omni directional	Impedance (Ohms)	50											
Polarization	Linear																				
Wavelength	½-λ																				
Electrical Type	Dipole																				
Radiation Pattern	Omni directional																				
Impedance (Ohms)	50																				
MEGGX-102XNF2W	Overview	Electrical Data	Mechanical Data																		
	915MHz ISM & LPWA Outdoor Fiberglass Dipole Baton/Stick	<table border="1"> <thead> <tr> <th>Frequency (MHz)</th> <th>VSWR (Max)</th> <th>Peak Gain (dBi)</th> <th>Efficiency (%)</th> </tr> </thead> <tbody> <tr> <td>915</td> <td>1.5</td> <td>5.0</td> <td>82</td> </tr> </tbody> </table>	Frequency (MHz)	VSWR (Max)	Peak Gain (dBi)	Efficiency (%)	915	1.5	5.0	82	<table border="1"> <thead> <tr> <th>Mounting Type</th> <th>Connector Mount</th> </tr> </thead> <tbody> <tr> <td>Termination</td> <td>N-Type Jack</td> </tr> <tr> <td>Dimensions</td> <td>421xø22 mm</td> </tr> <tr> <td>Op. Temp.</td> <td>-40°C to +85°C</td> </tr> <tr> <td>IP Rating</td> <td>IP65</td> </tr> </tbody> </table>	Mounting Type	Connector Mount	Termination	N-Type Jack	Dimensions	421xø22 mm	Op. Temp.	-40°C to +85°C	IP Rating	IP65
	Frequency (MHz)	VSWR (Max)	Peak Gain (dBi)	Efficiency (%)																	
915	1.5	5.0	82																		
Mounting Type	Connector Mount																				
Termination	N-Type Jack																				
Dimensions	421xø22 mm																				
Op. Temp.	-40°C to +85°C																				
IP Rating	IP65																				
<p>Applications LoRaWAN, Sigfox, Weightless-P, WiFi HaLow</p> <table border="1"> <tbody> <tr> <td>Polarization</td> <td>Linear</td> </tr> <tr> <td>Wavelength</td> <td>½-λ</td> </tr> <tr> <td>Electrical Type</td> <td>Dipole</td> </tr> <tr> <td>Radiation Pattern</td> <td>Omni directional</td> </tr> <tr> <td>Impedance (Ohms)</td> <td>50</td> </tr> </tbody> </table>	Polarization	Linear	Wavelength	½-λ	Electrical Type	Dipole	Radiation Pattern	Omni directional	Impedance (Ohms)	50											
Polarization	Linear																				
Wavelength	½-λ																				
Electrical Type	Dipole																				
Radiation Pattern	Omni directional																				
Impedance (Ohms)	50																				
MEGGX-103XNF2W	Overview	Electrical Data	Mechanical Data																		
	915MHz ISM & LPWA Outdoor Fiberglass Dipole Baton/Stick	<table border="1"> <thead> <tr> <th>Frequency (MHz)</th> <th>VSWR (Max)</th> <th>Peak Gain (dBi)</th> <th>Efficiency (%)</th> </tr> </thead> <tbody> <tr> <td>915</td> <td>1.5</td> <td>7.0</td> <td>83</td> </tr> </tbody> </table>	Frequency (MHz)	VSWR (Max)	Peak Gain (dBi)	Efficiency (%)	915	1.5	7.0	83	<table border="1"> <thead> <tr> <th>Mounting Type</th> <th>Connector Mount</th> </tr> </thead> <tbody> <tr> <td>Termination</td> <td>N-Type Jack</td> </tr> <tr> <td>Dimensions</td> <td>621xø22 mm</td> </tr> <tr> <td>Op. Temp.</td> <td>-40°C to +85°C</td> </tr> <tr> <td>IP Rating</td> <td>IP65</td> </tr> </tbody> </table>	Mounting Type	Connector Mount	Termination	N-Type Jack	Dimensions	621xø22 mm	Op. Temp.	-40°C to +85°C	IP Rating	IP65
	Frequency (MHz)	VSWR (Max)	Peak Gain (dBi)	Efficiency (%)																	
915	1.5	7.0	83																		
Mounting Type	Connector Mount																				
Termination	N-Type Jack																				
Dimensions	621xø22 mm																				
Op. Temp.	-40°C to +85°C																				
IP Rating	IP65																				
<p>Applications LoRaWAN, Sigfox, Weightless-P, WiFi HaLow</p> <table border="1"> <tbody> <tr> <td>Polarization</td> <td>Linear</td> </tr> <tr> <td>Wavelength</td> <td>½-λ</td> </tr> <tr> <td>Electrical Type</td> <td>Dipole</td> </tr> <tr> <td>Radiation Pattern</td> <td>Omni directional</td> </tr> <tr> <td>Impedance (Ohms)</td> <td>50</td> </tr> </tbody> </table>	Polarization	Linear	Wavelength	½-λ	Electrical Type	Dipole	Radiation Pattern	Omni directional	Impedance (Ohms)	50											
Polarization	Linear																				
Wavelength	½-λ																				
Electrical Type	Dipole																				
Radiation Pattern	Omni directional																				
Impedance (Ohms)	50																				

Sub-1 GHz LPWA and ISM

External



Panel Mount

MEGHX-3802NF3B	Overview	Electrical Data	Mechanical Data
	868MHz 915MHz ISM & LPWA Di- pole Dome/ Saltshaker Applications LoRaWAN, Sigfox, Weightless-P, WiFi HaLow	Frequency VSWR Peak Gain Efficiency (MHz) (Max) (dBi) (%)	Mounting Type Panel Mount Termination N-Type Jack Dimensions 77.7xø38 mm Op. Temp. -40°C to +85°C IP Rating IP67
		868 3.0 2.3 61 915 3.0 2.5 63	Polarization Linear Wavelength ½-λ Electrical Type Dipole Radiation Pattern Omni directional Impedance (Ohms) 50
MEGHX-3602NF3B	Overview	Electrical Data	Mechanical Data
	868MHz 915MHz ISM & LPWA Di- pole Dome/ Saltshaker Applications LoRaWAN, Sigfox, Weightless-P, WiFi HaLow	Frequency VSWR Peak Gain Efficiency (MHz) (Max) (dBi) (%)	Mounting Type Panel Mount Termination N-Type Jack Dimensions 71xø40.2 mm Op. Temp. -30°C to +70°C IP Rating IP65
		868 3.0 1.9 58 915 3.0 2.2 60	Polarization Linear Wavelength ½-λ Electrical Type Dipole Radiation Pattern Omni directional Impedance (Ohms) 50

Sub-1 GHz LPWA and ISM

External


Panel Mount


MEGHF-3802SA3B-*	Overview	Electrical Data				Mechanical Data	
	868MHz 915MHz ISM & LPWA Di- pole Dome/ Saltshaker, Flying Lead	Frequency (MHz)	VSWR (Max)	Peak Gain (dBi)	Efficiency (%)	Mounting Type	Panel Mount
	Applications LoRaWAN, Sigfox, Weightless-P, WiFi HaLow	868	3.0	2.3	61	Termination	SMA Plug
		915	3.0	2.5	63	Dimensions	78xø40 mm
	868MHz 915MHz ISM & LPWA Di- pole Dome/ Saltshaker, Flying Lead	Frequency (MHz)	VSWR (Max)	Peak Gain (dBi)	Efficiency (%)	Mounting Type	Panel Mount
	Applications LoRaWAN, Sigfox, Weightless-P, WiFi HaLow	868	3.0	1.9	58	Termination	SMA Plug
		915	3.0	2.2	60	Dimensions	71xø40.2 mm
		Polarization		Linear		Op. Temp.	-40°C to +85°C
		Wavelength		$\frac{1}{2}\lambda$		Cable Type	RG174
		Electrical Type		Dipole		Cable Length*	1000 mm
		Radiation Pattern		Omni directional			2000 mm
		Impedance (Ohms)		50		IP Rating	IP65


Sub-1 GHz LPWA and ISM

Remote

Adhesive Mount

MEGAF-603XSA3B-*	Overview	Electrical Data				Mechanical Data	
	868MHz 915MHz ISM & LPWA	Frequency (MHz)	VSWR (Max)	Peak Gain (dBi)	Efficiency (%)	Mounting Type	Adhesive Mount
	Straight Dipole	868	2.0	2.0	47	Termination	SMA Plug
	Adhesive Bar/ Blade, Flying Lead	915	1.8	2.3	50	Dimensions	110x20x6 mm
						Op. Temp.	-30°C to +70°C
						Cable Type	RG174
						Cable Length*	1000 mm 2000 mm
	Applications						
	LoRaWAN, Sigfox, Weightless-P, WiFi HaLow	Polarization		Linear			
		Wavelength		$\frac{1}{2}\lambda$			
		Electrical Type		Dipole			
		Radiation Pattern		Omni directional			
		Impedance (Ohms)		50			


MEGAF-601XSA3B-*	Overview	Electrical Data				Mechanical Data	
	868MHz 915MHz ISM & LPWA	Frequency (MHz)	VSWR (Max)	Peak Gain (dBi)	Efficiency (%)	Mounting Type	Adhesive Mount
	Straight Dipole	868	2.0	1.1	50	Termination	SMA Plug
	Adhesive Bar/ Blade, Flying Lead	915	1.8	1.5	52	Dimensions	146x20x13 mm
						Op. Temp.	-30°C to +70°C
						Cable Type	RG174
						Cable Length*	1000 mm 2000 mm
	Applications						
	LoRaWAN, Sigfox, Weightless-P, WiFi HaLow	Polarization		Linear			
		Wavelength		$\frac{1}{2}\lambda$			
		Electrical Type		Dipole			
		Radiation Pattern		Omni directional			
		Impedance (Ohms)		50			


MEGAF-350XSA3B-*	Overview	Electrical Data				Mechanical Data	
	868MHz 915MHz ISM & LPWA Di-pole Adhesive	Frequency (MHz)	VSWR (Max)	Peak Gain (dBi)	Efficiency (%)	Mounting Type	Adhesive Mount
	Puck, Flying Lead	868	2.6	1.5	34	Termination	SMA Plug
		915	2.5	1.8	36	Dimensions	9.8x \varnothing 50 mm
						Op. Temp.	-30°C to +70°C
						Cable Type	RG174
						Cable Length*	1000 mm 2000 mm
	Applications						
	LoRaWAN, Sigfox, Weightless-P, WiFi HaLow	Polarization		Linear			
		Wavelength		$\frac{1}{2}\lambda$			
		Electrical Type		Dipole			
		Radiation Pattern		Omni directional			
		Impedance (Ohms)		50			

Sub-1 GHz LPWA and ISM

Remote

Magnetic Mount





MEGAF-129XSA3B-*	Overview	Electrical Data	Mechanical Data																								
	868MHz 915MHz ISM & LPWA Straight Monopole Magnetic Mount Whip, Flying Lead	<table border="1"> <thead> <tr> <th>Frequency (MHz)</th> <th>VSWR (Max)</th> <th>Peak Gain (dBi)</th> <th>Efficiency (%)</th> </tr> </thead> <tbody> <tr> <td>868</td> <td>2.5</td> <td>1.8</td> <td>55</td> </tr> <tr> <td>915</td> <td>2.2</td> <td>2.0</td> <td>58</td> </tr> </tbody> </table>	Frequency (MHz)	VSWR (Max)	Peak Gain (dBi)	Efficiency (%)	868	2.5	1.8	55	915	2.2	2.0	58	<table border="1"> <tbody> <tr> <td>Mounting Type</td> <td>Magnetic Mount</td> </tr> <tr> <td>Termination</td> <td>SMA Plug</td> </tr> <tr> <td>Dimensions</td> <td>91xø31 mm</td> </tr> <tr> <td>Op. Temp.</td> <td>-30°C to +70°C</td> </tr> <tr> <td>Cable Type</td> <td>RG174</td> </tr> <tr> <td>Cable Length*</td> <td>1000 mm 2000 mm</td> </tr> </tbody> </table>	Mounting Type	Magnetic Mount	Termination	SMA Plug	Dimensions	91xø31 mm	Op. Temp.	-30°C to +70°C	Cable Type	RG174	Cable Length*	1000 mm 2000 mm
	Frequency (MHz)	VSWR (Max)	Peak Gain (dBi)	Efficiency (%)																							
	868	2.5	1.8	55																							
915	2.2	2.0	58																								
Mounting Type	Magnetic Mount																										
Termination	SMA Plug																										
Dimensions	91xø31 mm																										
Op. Temp.	-30°C to +70°C																										
Cable Type	RG174																										
Cable Length*	1000 mm 2000 mm																										
Applications LoRaWAN, Sigfox, Weightless-P, WiFi HaLow	<table border="1"> <tbody> <tr> <td>Polarization</td> <td>Linear</td> </tr> <tr> <td>Wavelength</td> <td>$\frac{1}{4}\lambda$</td> </tr> <tr> <td>Electrical Type</td> <td>Monopole</td> </tr> <tr> <td>Radiation Pattern</td> <td>Omni directional</td> </tr> <tr> <td>Impedance (Ohms)</td> <td>50</td> </tr> </tbody> </table>	Polarization	Linear	Wavelength	$\frac{1}{4}\lambda$	Electrical Type	Monopole	Radiation Pattern	Omni directional	Impedance (Ohms)	50																
Polarization	Linear																										
Wavelength	$\frac{1}{4}\lambda$																										
Electrical Type	Monopole																										
Radiation Pattern	Omni directional																										
Impedance (Ohms)	50																										

MEGAF-126XSA3B-*	Overview	Electrical Data	Mechanical Data																								
	868MHz 915MHz ISM & LPWA Straight Monopole Magnetic Mount Whip, Flying Lead	<table border="1"> <thead> <tr> <th>Frequency (MHz)</th> <th>VSWR (Max)</th> <th>Peak Gain (dBi)</th> <th>Efficiency (%)</th> </tr> </thead> <tbody> <tr> <td>868</td> <td>2.4</td> <td>1.9</td> <td>57</td> </tr> <tr> <td>915</td> <td>2.0</td> <td>2.2</td> <td>59</td> </tr> </tbody> </table>	Frequency (MHz)	VSWR (Max)	Peak Gain (dBi)	Efficiency (%)	868	2.4	1.9	57	915	2.0	2.2	59	<table border="1"> <tbody> <tr> <td>Mounting Type</td> <td>Magnetic Mount</td> </tr> <tr> <td>Termination</td> <td>SMA Plug</td> </tr> <tr> <td>Dimensions</td> <td>120xø27 mm</td> </tr> <tr> <td>Op. Temp.</td> <td>-30°C to +70°C</td> </tr> <tr> <td>Cable Type</td> <td>RG174</td> </tr> <tr> <td>Cable Length*</td> <td>1000 mm 2000 mm</td> </tr> </tbody> </table>	Mounting Type	Magnetic Mount	Termination	SMA Plug	Dimensions	120xø27 mm	Op. Temp.	-30°C to +70°C	Cable Type	RG174	Cable Length*	1000 mm 2000 mm
	Frequency (MHz)	VSWR (Max)	Peak Gain (dBi)	Efficiency (%)																							
	868	2.4	1.9	57																							
915	2.0	2.2	59																								
Mounting Type	Magnetic Mount																										
Termination	SMA Plug																										
Dimensions	120xø27 mm																										
Op. Temp.	-30°C to +70°C																										
Cable Type	RG174																										
Cable Length*	1000 mm 2000 mm																										
Applications LoRaWAN, Sigfox, Weightless-P, WiFi HaLow	<table border="1"> <tbody> <tr> <td>Polarization</td> <td>Linear</td> </tr> <tr> <td>Wavelength</td> <td>$\frac{1}{4}\lambda$</td> </tr> <tr> <td>Electrical Type</td> <td>Monopole</td> </tr> <tr> <td>Radiation Pattern</td> <td>Omni directional</td> </tr> <tr> <td>Impedance (Ohms)</td> <td>50</td> </tr> </tbody> </table>	Polarization	Linear	Wavelength	$\frac{1}{4}\lambda$	Electrical Type	Monopole	Radiation Pattern	Omni directional	Impedance (Ohms)	50																
Polarization	Linear																										
Wavelength	$\frac{1}{4}\lambda$																										
Electrical Type	Monopole																										
Radiation Pattern	Omni directional																										
Impedance (Ohms)	50																										

Sub-1 GHz LPWA and ISM

Remote

Bracket Mount

MEGPX-026XNF2W	Overview	Electrical Data	Mechanical Data																		
	915MHz Outdoor Directional Patch Flat Panel	<table border="1"> <thead> <tr> <th>Frequency (MHz)</th> <th>VSWR (Max)</th> <th>Peak Gain (dBi)</th> <th>Efficiency (%)</th> </tr> </thead> <tbody> <tr> <td>915</td> <td>1.1</td> <td>8.1</td> <td>79</td> </tr> </tbody> </table>	Frequency (MHz)	VSWR (Max)	Peak Gain (dBi)	Efficiency (%)	915	1.1	8.1	79	<table border="1"> <thead> <tr> <th>Mounting Type</th> <th>Bracket Mount</th> </tr> </thead> <tbody> <tr> <td>Termination</td> <td>N-Type Jack</td> </tr> <tr> <td>Dimensions</td> <td>260x260x44 mm</td> </tr> <tr> <td>Op. Temp.</td> <td>-40°C to +85°C</td> </tr> <tr> <td>IP Rating</td> <td>IP65</td> </tr> </tbody> </table>	Mounting Type	Bracket Mount	Termination	N-Type Jack	Dimensions	260x260x44 mm	Op. Temp.	-40°C to +85°C	IP Rating	IP65
	Frequency (MHz)	VSWR (Max)	Peak Gain (dBi)	Efficiency (%)																	
915	1.1	8.1	79																		
Mounting Type	Bracket Mount																				
Termination	N-Type Jack																				
Dimensions	260x260x44 mm																				
Op. Temp.	-40°C to +85°C																				
IP Rating	IP65																				
Applications RFID, LoRaWAN, Sigfox, Weightless-P, WiFi HaLow	Polarization RHCP Wavelength $\frac{1}{2}\lambda$ Electrical Type Radiating Patch Radiation Pattern Directional Impedance (Ohms) 50																				
	915MHz Outdoor Directional Patch Flat Panel	<table border="1"> <thead> <tr> <th>Frequency (MHz)</th> <th>VSWR (Max)</th> <th>Peak Gain (dBi)</th> <th>Efficiency (%)</th> </tr> </thead> <tbody> <tr> <td>915</td> <td>1.2</td> <td>8.9</td> <td>83</td> </tr> </tbody> </table>	Frequency (MHz)	VSWR (Max)	Peak Gain (dBi)	Efficiency (%)	915	1.2	8.9	83	<table border="1"> <thead> <tr> <th>Mounting Type</th> <th>Bracket Mount</th> </tr> </thead> <tbody> <tr> <td>Termination</td> <td>N-Type Jack</td> </tr> <tr> <td>Dimensions</td> <td>360x220x42 mm</td> </tr> <tr> <td>Op. Temp.</td> <td>-40°C to +85°C</td> </tr> <tr> <td>IP Rating</td> <td>IP65</td> </tr> </tbody> </table>	Mounting Type	Bracket Mount	Termination	N-Type Jack	Dimensions	360x220x42 mm	Op. Temp.	-40°C to +85°C	IP Rating	IP65
	Frequency (MHz)	VSWR (Max)	Peak Gain (dBi)	Efficiency (%)																	
915	1.2	8.9	83																		
Mounting Type	Bracket Mount																				
Termination	N-Type Jack																				
Dimensions	360x220x42 mm																				
Op. Temp.	-40°C to +85°C																				
IP Rating	IP65																				
Applications RFID, LoRaWAN, Sigfox, Weightless-P, WiFi HaLow	Polarization RHCP Wavelength $\frac{1}{2}\lambda$ Electrical Type Radiating Patch Radiation Pattern Directional Impedance (Ohms) 50																				
	915MHz Outdoor Directional Patch Flat Panel	<table border="1"> <thead> <tr> <th>Frequency (MHz)</th> <th>VSWR (Max)</th> <th>Peak Gain (dBi)</th> <th>Efficiency (%)</th> </tr> </thead> <tbody> <tr> <td>915</td> <td>1.2</td> <td>9.5</td> <td>84</td> </tr> </tbody> </table>	Frequency (MHz)	VSWR (Max)	Peak Gain (dBi)	Efficiency (%)	915	1.2	9.5	84	<table border="1"> <thead> <tr> <th>Mounting Type</th> <th>Bracket Mount</th> </tr> </thead> <tbody> <tr> <td>Termination</td> <td>N-Type Jack</td> </tr> <tr> <td>Dimensions</td> <td>520x300x52 mm</td> </tr> <tr> <td>Op. Temp.</td> <td>-30°C to +70°C</td> </tr> <tr> <td>IP Rating</td> <td>IP65</td> </tr> </tbody> </table>	Mounting Type	Bracket Mount	Termination	N-Type Jack	Dimensions	520x300x52 mm	Op. Temp.	-30°C to +70°C	IP Rating	IP65
	Frequency (MHz)	VSWR (Max)	Peak Gain (dBi)	Efficiency (%)																	
915	1.2	9.5	84																		
Mounting Type	Bracket Mount																				
Termination	N-Type Jack																				
Dimensions	520x300x52 mm																				
Op. Temp.	-30°C to +70°C																				
IP Rating	IP65																				
Applications RFID, LoRaWAN, Sigfox, Weightless-P, WiFi HaLow	Polarization RHCP Wavelength $\frac{1}{2}\lambda$ Electrical Type Radiating Patch Radiation Pattern Directional Impedance (Ohms) 50																				
	915MHz Outdoor Directional Patch Flat Panel	<table border="1"> <thead> <tr> <th>Frequency (MHz)</th> <th>VSWR (Max)</th> <th>Peak Gain (dBi)</th> <th>Efficiency (%)</th> </tr> </thead> <tbody> <tr> <td>915</td> <td>1.2</td> <td>9.5</td> <td>84</td> </tr> </tbody> </table>	Frequency (MHz)	VSWR (Max)	Peak Gain (dBi)	Efficiency (%)	915	1.2	9.5	84	<table border="1"> <thead> <tr> <th>Mounting Type</th> <th>Bracket Mount</th> </tr> </thead> <tbody> <tr> <td>Termination</td> <td>N-Type Jack</td> </tr> <tr> <td>Dimensions</td> <td>521x301x48 mm</td> </tr> <tr> <td>Op. Temp.</td> <td>-40°C to +85°C</td> </tr> <tr> <td>IP Rating</td> <td>IP65</td> </tr> </tbody> </table>	Mounting Type	Bracket Mount	Termination	N-Type Jack	Dimensions	521x301x48 mm	Op. Temp.	-40°C to +85°C	IP Rating	IP65
	Frequency (MHz)	VSWR (Max)	Peak Gain (dBi)	Efficiency (%)																	
915	1.2	9.5	84																		
Mounting Type	Bracket Mount																				
Termination	N-Type Jack																				
Dimensions	521x301x48 mm																				
Op. Temp.	-40°C to +85°C																				
IP Rating	IP65																				
Applications RFID LoRaWAN, Sigfox, Weightless-P, WiFi HaLow	Polarization RHCP Wavelength $\frac{1}{2}\lambda$ Electrical Type Radiating Patch Radiation Pattern Directional Impedance (Ohms) 50																				

WiFi / WLAN

MAP Electronics multi-band 2.4 GHz, 5 GHz and 6 GHz antenna solutions target wireless LAN (WiFi/WLAN) applications including:

- WiFi 7 (Tri-band: 2.4 GHz + 5GHz + 6GHz)
- WiFi 6E (Tri-band: 2.4 GHz + 5GHz + 6GHz)
- WiFi 6 (Dual-band: 2.4 GHz + 5GHz)
- WiFi 5 (5GHz)
- WiFi 4 (2.4GHz)
- U-NII 1-8
- 802.11b/g/n/ac/ax

Internal

Adhesive Mount

METBF-H035MP3B-*

New



Overview

WLAN/WiFi Trib-and FPC Adhesive
Dipole Flexible
Patch Orthogonal
Cable

Applications

WiFi 7, WiFi 6E,
WiFi 6, WiFi 5,
WiFi 4, U-NII,
802.11, 802.15.4

Electrical Data

Frequency (MHz)	VSWR (Max)	Peak Gain (dBi)	Efficiency (%)
2400-2500	2.2	2.4	60
5150-5850	2.1	4.4	71
5925-7125	2.7	7.1	62

Polarization	Linear
Wavelength	$\frac{1}{2}\lambda$
Electrical Type	Dipole
Radiation Pattern	Omni directional
Impedance (Ohms)	50

Mechanical Data

Mounting Type	Adhesive Mount
Termination*	U.FL-type Plug /MHF1 Plug /MHF4 Plug
Dimensions	35x20x0.1 mm
Op. Temp.	-40°C to +85°C
Cable Type	\varnothing 1.13mm
Cable Length*	60 mm 120 mm 180 mm

METBF-V035MP3B-*

New



Overview

WLAN/WiFi Trib-and FPC Adhesive
Dipole Flexible
Patch Coax Cable

Applications

WiFi 7, WiFi 6E,
WiFi 6, WiFi 5,
WiFi 4, U-NII,
802.11, 802.15.4

Electrical Data

Frequency (MHz)	VSWR (Max)	Peak Gain (dBi)	Efficiency (%)
2400-2500	1.8	2.3	64
5150-5850	1.7	4.6	71
5925-7125	2.5	7.3	65

Polarization	Linear
Wavelength	$\frac{1}{2}\lambda$
Electrical Type	Dipole
Radiation Pattern	Omni directional
Impedance (Ohms)	50

Mechanical Data

Mounting Type	Adhesive Mount
Termination*	U.FL-type Plug /MHF1 Plug /MHF4 Plug
Dimensions	35x20x0.1 mm
Op. Temp.	-40°C to +85°C
Cable Type	\varnothing 1.13mm
Cable Length*	60 mm 120 mm 180 mm

METBF-H030MP3B-*

New



Overview

WLAN/WiFi Trib-and FPC Adhesive
Dipole Flexible
Patch Orthogonal
Cable

Applications

WiFi 7, WiFi 6E,
WiFi 6, WiFi 5,
WiFi 4, U-NII,
802.11, 802.15.4

Electrical Data

Frequency (MHz)	VSWR (Max)	Peak Gain (dBi)	Efficiency (%)
2400-2500	2.0	2.3	63
5150-5850	1.5	4.6	70
5925-7125	1.5	6.3	64

Polarization	Linear
Wavelength	$\frac{1}{2}\lambda$
Electrical Type	Dipole
Radiation Pattern	Omni directional
Impedance (Ohms)	50

Mechanical Data

Mounting Type	Adhesive Mount
Termination*	U.FL-type Plug /MHF1 Plug /MHF4 Plug
Dimensions	30x15x0.1 mm
Op. Temp.	-40°C to +85°C
Cable Type	\varnothing 1.13mm
Cable Length*	60 mm 120 mm 180 mm

External

Connector Mount

Part Number	Overview	Electrical Data	Mechanical Data																										
METWX-100ARS3B 	Outdoor WLAN/ WiFi Triband Tilt/ Swivel Dipole Whip	<table border="1"> <thead> <tr> <th>Frequency (MHz)</th> <th>VSWR (Max)</th> <th>Peak Gain (dBi)</th> <th>Efficiency (%)</th> </tr> </thead> <tbody> <tr> <td>2400-2500</td> <td>1.6</td> <td>2.6</td> <td>71</td> </tr> <tr> <td>5150-5850</td> <td>1.5</td> <td>4.3</td> <td>57</td> </tr> <tr> <td>5925-7125</td> <td>3.0</td> <td>4.6</td> <td>58</td> </tr> </tbody> </table>	Frequency (MHz)	VSWR (Max)	Peak Gain (dBi)	Efficiency (%)	2400-2500	1.6	2.6	71	5150-5850	1.5	4.3	57	5925-7125	3.0	4.6	58	<table border="1"> <thead> <tr> <th>Mounting Type</th> <th>Connector</th> </tr> </thead> <tbody> <tr> <td>Termination</td> <td>RP-SMA Plug</td> </tr> <tr> <td>Dimensions</td> <td>124xø13 mm</td> </tr> <tr> <td>Op. Temp.</td> <td>-30°C to +70°C</td> </tr> <tr> <td>IP Rating</td> <td>IP67</td> </tr> </tbody> </table>	Mounting Type	Connector	Termination	RP-SMA Plug	Dimensions	124xø13 mm	Op. Temp.	-30°C to +70°C	IP Rating	IP67
	Frequency (MHz)	VSWR (Max)	Peak Gain (dBi)	Efficiency (%)																									
2400-2500	1.6	2.6	71																										
5150-5850	1.5	4.3	57																										
5925-7125	3.0	4.6	58																										
Mounting Type	Connector																												
Termination	RP-SMA Plug																												
Dimensions	124xø13 mm																												
Op. Temp.	-30°C to +70°C																												
IP Rating	IP67																												
Applications WiFi 7, WiFi 6E, WiFi 6, WiFi 5, WiFi 4, U-NII, 802.11, 802.15.4	<table border="1"> <thead> <tr> <th>Polarization</th> <th>Linear</th> </tr> </thead> <tbody> <tr> <td>Wavelength</td> <td>½-λ</td> </tr> <tr> <td>Electrical Type</td> <td>Dipole</td> </tr> <tr> <td>Radiation Pattern</td> <td>Omni directional</td> </tr> <tr> <td>Impedance (Ohms)</td> <td>50</td> </tr> </tbody> </table>	Polarization	Linear	Wavelength	½-λ	Electrical Type	Dipole	Radiation Pattern	Omni directional	Impedance (Ohms)	50																		
Polarization	Linear																												
Wavelength	½-λ																												
Electrical Type	Dipole																												
Radiation Pattern	Omni directional																												
Impedance (Ohms)	50																												
METWX-180ARS3B 	Outdoor WLAN/ WiFi Triband Tilt/ Swivel Dipole Whip	<table border="1"> <thead> <tr> <th>Frequency (MHz)</th> <th>VSWR (Max)</th> <th>Peak Gain (dBi)</th> <th>Efficiency (%)</th> </tr> </thead> <tbody> <tr> <td>2400-2500</td> <td>1.9</td> <td>3.7</td> <td>53</td> </tr> <tr> <td>5150-5850</td> <td>1.6</td> <td>5.5</td> <td>69</td> </tr> <tr> <td>5925-7125</td> <td>2.0</td> <td>4.9</td> <td>66</td> </tr> </tbody> </table>	Frequency (MHz)	VSWR (Max)	Peak Gain (dBi)	Efficiency (%)	2400-2500	1.9	3.7	53	5150-5850	1.6	5.5	69	5925-7125	2.0	4.9	66	<table border="1"> <thead> <tr> <th>Mounting Type</th> <th>Connector</th> </tr> </thead> <tbody> <tr> <td>Termination</td> <td>RP-SMA Plug</td> </tr> <tr> <td>Dimensions</td> <td>203xø13 mm</td> </tr> <tr> <td>Op. Temp.</td> <td>-30°C to +70°C</td> </tr> <tr> <td>IP Rating</td> <td>IP67</td> </tr> </tbody> </table>	Mounting Type	Connector	Termination	RP-SMA Plug	Dimensions	203xø13 mm	Op. Temp.	-30°C to +70°C	IP Rating	IP67
	Frequency (MHz)	VSWR (Max)	Peak Gain (dBi)	Efficiency (%)																									
2400-2500	1.9	3.7	53																										
5150-5850	1.6	5.5	69																										
5925-7125	2.0	4.9	66																										
Mounting Type	Connector																												
Termination	RP-SMA Plug																												
Dimensions	203xø13 mm																												
Op. Temp.	-30°C to +70°C																												
IP Rating	IP67																												
Applications WiFi 7, WiFi 6E, WiFi 6, WiFi 5, WiFi 4, U-NII, 802.11, 802.15.4	<table border="1"> <thead> <tr> <th>Polarization</th> <th>Linear</th> </tr> </thead> <tbody> <tr> <td>Wavelength</td> <td>½-λ</td> </tr> <tr> <td>Electrical Type</td> <td>Dipole</td> </tr> <tr> <td>Radiation Pattern</td> <td>Omni directional</td> </tr> <tr> <td>Impedance (Ohms)</td> <td>50</td> </tr> </tbody> </table>	Polarization	Linear	Wavelength	½-λ	Electrical Type	Dipole	Radiation Pattern	Omni directional	Impedance (Ohms)	50																		
Polarization	Linear																												
Wavelength	½-λ																												
Electrical Type	Dipole																												
Radiation Pattern	Omni directional																												
Impedance (Ohms)	50																												
METWX-100BRS3B 	WLAN/WiFi Trib- and Tilt/Swivel Dipole Whip	<table border="1"> <thead> <tr> <th>Frequency (MHz)</th> <th>VSWR (Max)</th> <th>Peak Gain (dBi)</th> <th>Efficiency (%)</th> </tr> </thead> <tbody> <tr> <td>2400-2500</td> <td>1.6</td> <td>2.6</td> <td>71</td> </tr> <tr> <td>5150-5850</td> <td>1.5</td> <td>4.3</td> <td>57</td> </tr> <tr> <td>5925-7125</td> <td>3.0</td> <td>4.4</td> <td>58</td> </tr> </tbody> </table>	Frequency (MHz)	VSWR (Max)	Peak Gain (dBi)	Efficiency (%)	2400-2500	1.6	2.6	71	5150-5850	1.5	4.3	57	5925-7125	3.0	4.4	58	<table border="1"> <thead> <tr> <th>Mounting Type</th> <th>Connector</th> </tr> </thead> <tbody> <tr> <td>Termination</td> <td>RP-SMA Plug</td> </tr> <tr> <td>Dimensions</td> <td>124xø13 mm</td> </tr> <tr> <td>Op. Temp.</td> <td>-30°C to +70°C</td> </tr> </tbody> </table>	Mounting Type	Connector	Termination	RP-SMA Plug	Dimensions	124xø13 mm	Op. Temp.	-30°C to +70°C		
	Frequency (MHz)	VSWR (Max)	Peak Gain (dBi)	Efficiency (%)																									
2400-2500	1.6	2.6	71																										
5150-5850	1.5	4.3	57																										
5925-7125	3.0	4.4	58																										
Mounting Type	Connector																												
Termination	RP-SMA Plug																												
Dimensions	124xø13 mm																												
Op. Temp.	-30°C to +70°C																												
Applications WiFi 7, WiFi 6E, WiFi 6, WiFi 5, WiFi 4, U-NII, 802.11, 802.15.4	<table border="1"> <thead> <tr> <th>Polarization</th> <th>Linear</th> </tr> </thead> <tbody> <tr> <td>Wavelength</td> <td>½-λ</td> </tr> <tr> <td>Electrical Type</td> <td>Dipole</td> </tr> <tr> <td>Radiation Pattern</td> <td>Omni directional</td> </tr> <tr> <td>Impedance (Ohms)</td> <td>50</td> </tr> </tbody> </table>	Polarization	Linear	Wavelength	½-λ	Electrical Type	Dipole	Radiation Pattern	Omni directional	Impedance (Ohms)	50																		
Polarization	Linear																												
Wavelength	½-λ																												
Electrical Type	Dipole																												
Radiation Pattern	Omni directional																												
Impedance (Ohms)	50																												
METWX-180BRS3B 	WLAN/WiFi Trib- and Tilt/Swivel Dipole Whip	<table border="1"> <thead> <tr> <th>Frequency (MHz)</th> <th>VSWR (Max)</th> <th>Peak Gain (dBi)</th> <th>Efficiency (%)</th> </tr> </thead> <tbody> <tr> <td>2400-2500</td> <td>1.9</td> <td>3.7</td> <td>53</td> </tr> <tr> <td>5150-5850</td> <td>1.6</td> <td>5.5</td> <td>69</td> </tr> <tr> <td>5925-7125</td> <td>2.0</td> <td>4.9</td> <td>66</td> </tr> </tbody> </table>	Frequency (MHz)	VSWR (Max)	Peak Gain (dBi)	Efficiency (%)	2400-2500	1.9	3.7	53	5150-5850	1.6	5.5	69	5925-7125	2.0	4.9	66	<table border="1"> <thead> <tr> <th>Mounting Type</th> <th>Connector</th> </tr> </thead> <tbody> <tr> <td>Termination</td> <td>RP-SMA Plug</td> </tr> <tr> <td>Dimensions</td> <td>203xø13 mm</td> </tr> <tr> <td>Op. Temp.</td> <td>-30°C to +70°C</td> </tr> </tbody> </table>	Mounting Type	Connector	Termination	RP-SMA Plug	Dimensions	203xø13 mm	Op. Temp.	-30°C to +70°C		
	Frequency (MHz)	VSWR (Max)	Peak Gain (dBi)	Efficiency (%)																									
2400-2500	1.9	3.7	53																										
5150-5850	1.6	5.5	69																										
5925-7125	2.0	4.9	66																										
Mounting Type	Connector																												
Termination	RP-SMA Plug																												
Dimensions	203xø13 mm																												
Op. Temp.	-30°C to +70°C																												
Applications WiFi 7, WiFi 6E, WiFi 6, WiFi 5, WiFi 4, U-NII, 802.11, 802.15.4	<table border="1"> <thead> <tr> <th>Polarization</th> <th>Linear</th> </tr> </thead> <tbody> <tr> <td>Wavelength</td> <td>½-λ</td> </tr> <tr> <td>Electrical Type</td> <td>Dipole</td> </tr> <tr> <td>Radiation Pattern</td> <td>Omni directional</td> </tr> <tr> <td>Impedance (Ohms)</td> <td>50</td> </tr> </tbody> </table>	Polarization	Linear	Wavelength	½-λ	Electrical Type	Dipole	Radiation Pattern	Omni directional	Impedance (Ohms)	50																		
Polarization	Linear																												
Wavelength	½-λ																												
Electrical Type	Dipole																												
Radiation Pattern	Omni directional																												
Impedance (Ohms)	50																												

WiFi / WLAN

External

Connector Mount

METMX-221ARS3B

New



Overview

WLAN/WiFi Trib- and Right-Angle Monopole Whip

Applications

WiFi 7, WiFi 6E, WiFi 6, WiFi 5, WiFi 4, U-NII, 802.11, 802.15.4

Electrical Data

Frequency (MHz)	VSWR (Max)	Peak Gain (dBi)	Efficiency (%)
2400-2500	1.5	1.1	49
5150-5850	2.5	3.0	62
5925-7125	3.0	3.5	61

Polarization	Linear
Wavelength	$\frac{1}{4}\lambda$
Electrical Type	Monopole
Radiation Pattern	Omni directional
Impedance (Ohms)	50

Mechanical Data

Mounting Type	Connector Mount
Termination	RP-SMA Plug
Dimensions	47xø8 mm
Op. Temp.	-30°C to +70°C

METWX-144XRS3B



Overview

WLAN/WiFi Trib- and Tilt/Swivel Dipole Whip

Applications

WiFi 7, WiFi 6E, WiFi 6, WiFi 5, WiFi 4, U-NII, 802.11, 802.15.4

Electrical Data

Frequency (MHz)	VSWR (Max)	Peak Gain (dBi)	Efficiency (%)
2400-2500	1.3	2.5	70
5150-5850	1.6	4.2	56
5925-7125	2.1	4.4	57

Polarization	Linear
Wavelength	$\frac{1}{2}\lambda$
Electrical Type	Dipole
Radiation Pattern	Omni directional
Impedance (Ohms)	50

Mechanical Data

Mounting Type	Connector Mount
Termination	RP-SMA Plug
Dimensions	138xø13 mm
Op. Temp.	-30°C to +70°C

METWX-1511RS1B



Overview

WLAN/WiFi Trib- and Tilt/Swivel Dipole Whip

Applications

WiFi 6, WiFi 5, WiFi 4, U-NII, 802.11, 802.15.4

Electrical Data

Frequency (MHz)	VSWR (Max)	Peak Gain (dBi)	Efficiency (%)
2400-2500	1.8	3.6	55
5150-5850	2.0	5.0	70

Polarization	Linear
Wavelength	$\frac{1}{2}\lambda$
Electrical Type	Dipole
Radiation Pattern	Omni directional
Impedance (Ohms)	50

Mechanical Data

Mounting Type	Connector Mount
Termination	RP-SMA Plug
Dimensions	196xø13 mm
Op. Temp.	-30°C to +70°C

METHX-150XNX2B

New



Overview

WLAN/WiFi dual-band Straight Dipole Blade

Applications

WiFi 6, WiFi 5, WiFi 4, U-NII, 802.11, 802.15.4

Electrical Data

Frequency (MHz)	VSWR (Max)	Peak Gain (dBi)	Efficiency (%)
2400-2500	2.0	4.0	70
5150-5850	2.0	5.5	77


Polarization	Linear
Wavelength	$\frac{1}{2}\lambda$
Electrical Type	Dipole
Radiation Pattern	Omni directional
Impedance (Ohms)	50


Mechanical Data

Mounting Type	Connector Mount
Termination	RP-SMA Plug
Dimensions	180xø21 mm
Op. Temp.	-40°C to +85°C
IP Rating	IP67

External

Panel Mount



METWF-144XMP3B-*	Overview	Electrical Data				Mechanical Data	
	WLAN/WiFi Trib- and Tilt/Swivel Dipole Whip Flying Lead	Frequency (MHz)	VSWR (Max)	Peak Gain (dBi)	Efficiency (%)	Mounting Type	Panel Mount
		2400-2500	1.8	2.0	52	Termination	MHF1 Plug
		5150-5850	2.0	3.8	70	Dimensions	131xø13 mm
		5925-7125	2.5	3.8	72	Op. Temp.	-30°C to +70°C
Applications	WiFi 7, WiFi 6E, WiFi 6, WiFi 5, WiFi 4, U-NII, 802.11, 802.15.4					Cable Type	ø1.37mm
						Cable Length*	150mm
		Polarization		Linear			
		Wavelength		½-λ			
		Electrical Type		Dipole			
		Radiation Pattern		Omni directional			
		Impedance (Ohms)		50			

METWF-1511MP1B-*	Overview	Electrical Data				Mechanical Data	
	WLAN/WiFi Dual-band Tilt/Swivel Dipole Whip Flying Lead	Frequency (MHz)	VSWR (Max)	Peak Gain (dBi)	Efficiency (%)	Mounting Type	Panel Mount
		2400-2500	1.8	3.6	55	Termination	MHF1 Plug
		5150-5850	2.0	5.0	70	Dimensions	191xø13 mm
						Op. Temp.	-30°C to +70°C
Applications	WiFi 6, WiFi 5, WiFi 4, U-NII, 802.11, 802.15.4					Cable Type	ø1.37mm
						Cable Length*	150mm
		Polarization		Linear			
		Wavelength		½-λ			
		Electrical Type		Dipole			
		Radiation Pattern		Omni directional			
		Impedance (Ohms)		50			

WiFi / WLAN


External


Connector Mount

METWX-282BRS3B	Overview	Electrical Data	Mechanical Data																								
	WLAN/WiFi Tri-band Tilt/Swivel Dipole Whip	<table border="1"> <thead> <tr> <th>Frequency (MHz)</th> <th>VSWR (Max)</th> <th>Peak Gain (dBi)</th> <th>Efficiency (%)</th> </tr> </thead> <tbody> <tr> <td>2400-2500</td> <td>1.4</td> <td>2.0</td> <td>67</td> </tr> <tr> <td>5150-5850</td> <td>1.5</td> <td>3.0</td> <td>73</td> </tr> <tr> <td>5925-7125</td> <td>2.7</td> <td>3.3</td> <td>70</td> </tr> </tbody> </table>	Frequency (MHz)	VSWR (Max)	Peak Gain (dBi)	Efficiency (%)	2400-2500	1.4	2.0	67	5150-5850	1.5	3.0	73	5925-7125	2.7	3.3	70	<table border="1"> <tbody> <tr> <td>Mounting Type</td> <td>Connector Mount</td> </tr> <tr> <td>Termination</td> <td>RP-SMA Plug</td> </tr> <tr> <td>Dimensions</td> <td>86xø10 mm</td> </tr> <tr> <td>Op. Temp.</td> <td>-30°C to +70°C</td> </tr> </tbody> </table>	Mounting Type	Connector Mount	Termination	RP-SMA Plug	Dimensions	86xø10 mm	Op. Temp.	-30°C to +70°C
	Frequency (MHz)	VSWR (Max)	Peak Gain (dBi)	Efficiency (%)																							
2400-2500	1.4	2.0	67																								
5150-5850	1.5	3.0	73																								
5925-7125	2.7	3.3	70																								
Mounting Type	Connector Mount																										
Termination	RP-SMA Plug																										
Dimensions	86xø10 mm																										
Op. Temp.	-30°C to +70°C																										
Applications WiFi 7, WiFi 6E, WiFi 6, WiFi 5, WiFi 4, U-NII, 802.11, 802.15.4	<table border="1"> <tbody> <tr> <td>Polarization</td> <td>Linear</td> </tr> <tr> <td>Wavelength</td> <td>½-λ</td> </tr> <tr> <td>Electrical Type</td> <td>Dipole</td> </tr> <tr> <td>Radiation Pattern</td> <td>Omni directional</td> </tr> <tr> <td>Impedance (Ohms)</td> <td>50</td> </tr> </tbody> </table>	Polarization	Linear	Wavelength	½-λ	Electrical Type	Dipole	Radiation Pattern	Omni directional	Impedance (Ohms)	50																
Polarization	Linear																										
Wavelength	½-λ																										
Electrical Type	Dipole																										
Radiation Pattern	Omni directional																										
Impedance (Ohms)	50																										
METWX-241BRS3B	Overview	Electrical Data	Mechanical Data																								
	WLAN/WiFi Tri-band Tilt/Swivel Dipole Whip	<table border="1"> <thead> <tr> <th>Frequency (MHz)</th> <th>VSWR (Max)</th> <th>Peak Gain (dBi)</th> <th>Efficiency (%)</th> </tr> </thead> <tbody> <tr> <td>2400-2500</td> <td>1.3</td> <td>2.1</td> <td>65</td> </tr> <tr> <td>5150-5850</td> <td>1.4</td> <td>3.1</td> <td>69</td> </tr> <tr> <td>5925-7125</td> <td>2.1</td> <td>3.3</td> <td>72</td> </tr> </tbody> </table>	Frequency (MHz)	VSWR (Max)	Peak Gain (dBi)	Efficiency (%)	2400-2500	1.3	2.1	65	5150-5850	1.4	3.1	69	5925-7125	2.1	3.3	72	<table border="1"> <tbody> <tr> <td>Mounting Type</td> <td>Connector Mount</td> </tr> <tr> <td>Termination</td> <td>RP-SMA Plug</td> </tr> <tr> <td>Dimensions</td> <td>108xø10 mm</td> </tr> <tr> <td>Op. Temp.</td> <td>-30°C to +70°C</td> </tr> </tbody> </table>	Mounting Type	Connector Mount	Termination	RP-SMA Plug	Dimensions	108xø10 mm	Op. Temp.	-30°C to +70°C
	Frequency (MHz)	VSWR (Max)	Peak Gain (dBi)	Efficiency (%)																							
2400-2500	1.3	2.1	65																								
5150-5850	1.4	3.1	69																								
5925-7125	2.1	3.3	72																								
Mounting Type	Connector Mount																										
Termination	RP-SMA Plug																										
Dimensions	108xø10 mm																										
Op. Temp.	-30°C to +70°C																										
Applications WiFi 7, WiFi 6E, WiFi 6, WiFi 5, WiFi 4, U-NII, 802.11, 802.15.4	<table border="1"> <tbody> <tr> <td>Polarization</td> <td>Linear</td> </tr> <tr> <td>Wavelength</td> <td>½-λ</td> </tr> <tr> <td>Electrical Type</td> <td>Dipole</td> </tr> <tr> <td>Radiation Pattern</td> <td>Omni directional</td> </tr> <tr> <td>Impedance (Ohms)</td> <td>50</td> </tr> </tbody> </table>	Polarization	Linear	Wavelength	½-λ	Electrical Type	Dipole	Radiation Pattern	Omni directional	Impedance (Ohms)	50																
Polarization	Linear																										
Wavelength	½-λ																										
Electrical Type	Dipole																										
Radiation Pattern	Omni directional																										
Impedance (Ohms)	50																										

External

Panel Mount





METWF-282BMP3B-*	Overview	Electrical Data	Mechanical Data																												
	WLAN/WiFi Tri-band Tilt/Swivel Dipole Whip, Flying Lead	<table border="1"> <thead> <tr> <th>Frequency (MHz)</th> <th>VSWR (Max)</th> <th>Peak Gain (dBi)</th> <th>Efficiency (%)</th> </tr> </thead> <tbody> <tr> <td>2400-2500</td> <td>1.4</td> <td>2.0</td> <td>67</td> </tr> <tr> <td>5150-5850</td> <td>1.5</td> <td>3.0</td> <td>73</td> </tr> <tr> <td>5925-7125</td> <td>2.7</td> <td>3.3</td> <td>70</td> </tr> </tbody> </table>	Frequency (MHz)	VSWR (Max)	Peak Gain (dBi)	Efficiency (%)	2400-2500	1.4	2.0	67	5150-5850	1.5	3.0	73	5925-7125	2.7	3.3	70	<table border="1"> <thead> <tr> <th>Mounting Type</th> <td>Panel Mount</td> </tr> <tr> <th>Termination</th> <td>MHF1 Plug</td> </tr> <tr> <th>Dimensions</th> <td>82xø10 mm</td> </tr> <tr> <th>Op. Temp.</th> <td>-30°C to +70°C</td> </tr> <tr> <th>Cable Type</th> <td>ø1.37mm</td> </tr> <tr> <th>Cable Length*</th> <td>150mm</td> </tr> </thead> </table>	Mounting Type	Panel Mount	Termination	MHF1 Plug	Dimensions	82xø10 mm	Op. Temp.	-30°C to +70°C	Cable Type	ø1.37mm	Cable Length*	150mm
	Frequency (MHz)	VSWR (Max)	Peak Gain (dBi)	Efficiency (%)																											
2400-2500	1.4	2.0	67																												
5150-5850	1.5	3.0	73																												
5925-7125	2.7	3.3	70																												
Mounting Type	Panel Mount																														
Termination	MHF1 Plug																														
Dimensions	82xø10 mm																														
Op. Temp.	-30°C to +70°C																														
Cable Type	ø1.37mm																														
Cable Length*	150mm																														
Applications WiFi 7, WiFi 6E, WiFi 6, WiFi 5, WiFi 4, U-NII, 802.11, 802.15.4	<table border="1"> <thead> <tr> <th>Polarization</th> <td>Linear</td> </tr> <tr> <th>Wavelength</th> <td>½-λ</td> </tr> <tr> <th>Electrical Type</th> <td>Dipole</td> </tr> <tr> <th>Radiation Pattern</th> <td>Omni directional</td> </tr> <tr> <th>Impedance (Ohms)</th> <td>50</td> </tr> </thead> </table>	Polarization	Linear	Wavelength	½-λ	Electrical Type	Dipole	Radiation Pattern	Omni directional	Impedance (Ohms)	50																				
Polarization	Linear																														
Wavelength	½-λ																														
Electrical Type	Dipole																														
Radiation Pattern	Omni directional																														
Impedance (Ohms)	50																														

METWF-241BMP3B-*	Overview	Electrical Data	Mechanical Data																												
	WLAN/WiFi Tri-band Tilt/Swivel Dipole Whip, Flying Lead	<table border="1"> <thead> <tr> <th>Frequency (MHz)</th> <th>VSWR (Max)</th> <th>Peak Gain (dBi)</th> <th>Efficiency (%)</th> </tr> </thead> <tbody> <tr> <td>2400-2500</td> <td>1.3</td> <td>2.1</td> <td>65</td> </tr> <tr> <td>5150-5850</td> <td>1.4</td> <td>3.1</td> <td>69</td> </tr> <tr> <td>5925-7125</td> <td>2.1</td> <td>3.3</td> <td>72</td> </tr> </tbody> </table>	Frequency (MHz)	VSWR (Max)	Peak Gain (dBi)	Efficiency (%)	2400-2500	1.3	2.1	65	5150-5850	1.4	3.1	69	5925-7125	2.1	3.3	72	<table border="1"> <thead> <tr> <th>Mounting Type</th> <td>Panel Mount</td> </tr> <tr> <th>Termination</th> <td>MHF1 Plug</td> </tr> <tr> <th>Dimensions</th> <td>105xø10 mm</td> </tr> <tr> <th>Op. Temp.</th> <td>-30°C to +70°C</td> </tr> <tr> <th>Cable Type</th> <td>ø1.37mm</td> </tr> <tr> <th>Cable Length*</th> <td>150mm</td> </tr> </thead> </table>	Mounting Type	Panel Mount	Termination	MHF1 Plug	Dimensions	105xø10 mm	Op. Temp.	-30°C to +70°C	Cable Type	ø1.37mm	Cable Length*	150mm
	Frequency (MHz)	VSWR (Max)	Peak Gain (dBi)	Efficiency (%)																											
2400-2500	1.3	2.1	65																												
5150-5850	1.4	3.1	69																												
5925-7125	2.1	3.3	72																												
Mounting Type	Panel Mount																														
Termination	MHF1 Plug																														
Dimensions	105xø10 mm																														
Op. Temp.	-30°C to +70°C																														
Cable Type	ø1.37mm																														
Cable Length*	150mm																														
Applications WiFi 7, WiFi 6E, WiFi 6, WiFi 5, WiFi 4, U-NII, 802.11, 802.15.4	<table border="1"> <thead> <tr> <th>Polarization</th> <td>Linear</td> </tr> <tr> <th>Wavelength</th> <td>½-λ</td> </tr> <tr> <th>Electrical Type</th> <td>Dipole</td> </tr> <tr> <th>Radiation Pattern</th> <td>Omni directional</td> </tr> <tr> <th>Impedance (Ohms)</th> <td>50</td> </tr> </thead> </table>	Polarization	Linear	Wavelength	½-λ	Electrical Type	Dipole	Radiation Pattern	Omni directional	Impedance (Ohms)	50																				
Polarization	Linear																														
Wavelength	½-λ																														
Electrical Type	Dipole																														
Radiation Pattern	Omni directional																														
Impedance (Ohms)	50																														

WiFi / WLAN


External

Connector Mount

Part Number	Overview	Electrical Data	Mechanical Data																
 METGX-1023NF3W	<p>Outdoor WLAN/ WiFi tri-band Fi- berglass Dipole Baton/Stick</p> <p>Applications WiFi 7, WiFi 6E, WiFi 6, WiFi 5, WiFi 4, U-NII, 802.11, 802.15.4</p>	<table border="1"> <thead> <tr> <th>Frequency (MHz)</th> <th>VSWR (Max)</th> <th>Peak Gain (dBi)</th> <th>Efficiency (%)</th> </tr> </thead> <tbody> <tr> <td>2400-2500</td> <td>2.0</td> <td>3.0</td> <td>66</td> </tr> <tr> <td>5150-5850</td> <td>2.0</td> <td>4.2</td> <td>69</td> </tr> <tr> <td>5925-7125</td> <td>2.0</td> <td>3.2</td> <td>70</td> </tr> </tbody> </table> <p>Polarization: Linear Wavelength: $\frac{1}{2}\lambda$ Electrical Type: Dipole Radiation Pattern: Omni directional Impedance (Ohms): 50</p>	Frequency (MHz)	VSWR (Max)	Peak Gain (dBi)	Efficiency (%)	2400-2500	2.0	3.0	66	5150-5850	2.0	4.2	69	5925-7125	2.0	3.2	70	<p>Mounting Type: Connector Mount</p> <p>Termination*: N-Type Jack N-Type Plug</p> <p>Dimensions: 145\times25 mm Op. Temp.: -40°C to +85°C IP Rating: IP67</p>
Frequency (MHz)	VSWR (Max)	Peak Gain (dBi)	Efficiency (%)																
2400-2500	2.0	3.0	66																
5150-5850	2.0	4.2	69																
5925-7125	2.0	3.2	70																
 METGX-1123NX3W	<p>New</p> <p>Outdoor WLAN/ WiFi Tri-band Fiberglass Dipole Baton/Stick</p> <p>Applications WiFi 7, WiFi 6E, WiFi 6, WiFi 5, WiFi 4, U-NII, 802.11, 802.15.4</p>	<table border="1"> <thead> <tr> <th>Frequency (MHz)</th> <th>VSWR (Max)</th> <th>Peak Gain (dBi)</th> <th>Efficiency (%)</th> </tr> </thead> <tbody> <tr> <td>2400-2500</td> <td>2.0</td> <td>2.8</td> <td>63</td> </tr> <tr> <td>5150-5850</td> <td>2.0</td> <td>3.2</td> <td>65</td> </tr> <tr> <td>5925-7125</td> <td>2.0</td> <td>3.1</td> <td>70</td> </tr> </tbody> </table> <p>Polarization: Linear Wavelength: $\frac{1}{2}\lambda$ Electrical Type: Dipole Radiation Pattern: Omni directional Impedance (Ohms): 50</p>	Frequency (MHz)	VSWR (Max)	Peak Gain (dBi)	Efficiency (%)	2400-2500	2.0	2.8	63	5150-5850	2.0	3.2	65	5925-7125	2.0	3.1	70	<p>Mounting Type: Connector Mount</p> <p>Termination: N-Type Plug</p> <p>Dimensions: 152\times24 mm Op. Temp.: -40°C to +85°C IP Rating: IP67</p>
Frequency (MHz)	VSWR (Max)	Peak Gain (dBi)	Efficiency (%)																
2400-2500	2.0	2.8	63																
5150-5850	2.0	3.2	65																
5925-7125	2.0	3.1	70																
 METGX-102XNF1W	<p>Outdoor WLAN/ WiFi Dual-band Fiberglass Dipole Baton/Stick</p> <p>Applications WiFi 6, WiFi 5, WiFi 4, U-NII, 802.11, 802.15.4</p>	<table border="1"> <thead> <tr> <th>Frequency (MHz)</th> <th>VSWR (Max)</th> <th>Peak Gain (dBi)</th> <th>Efficiency (%)</th> </tr> </thead> <tbody> <tr> <td>2400-2500</td> <td>2.3</td> <td>6.5</td> <td>69</td> </tr> <tr> <td>5150-5850</td> <td>2.8</td> <td>5.2</td> <td>73</td> </tr> </tbody> </table> <p>Polarization: Linear Wavelength: $\frac{1}{2}\lambda$ Electrical Type: Dipole Radiation Pattern: Omni directional Impedance (Ohms): 50</p>	Frequency (MHz)	VSWR (Max)	Peak Gain (dBi)	Efficiency (%)	2400-2500	2.3	6.5	69	5150-5850	2.8	5.2	73	<p>Mounting Type: Connector Mount</p> <p>Termination: N-Type Jack</p> <p>Dimensions: 421\times22 mm Op. Temp.: -30°C to +70°C IP Rating: IP65</p>				
Frequency (MHz)	VSWR (Max)	Peak Gain (dBi)	Efficiency (%)																
2400-2500	2.3	6.5	69																
5150-5850	2.8	5.2	73																
 METGX-103XNF1W	<p>Outdoor WLAN/ WiFi Dual-band Fiberglass Dipole Baton/Stick</p> <p>Applications WiFi 6, WiFi 5, WiFi 4, U-NII, 802.11, 802.15.4</p>	<table border="1"> <thead> <tr> <th>Frequency (MHz)</th> <th>VSWR (Max)</th> <th>Peak Gain (dBi)</th> <th>Efficiency (%)</th> </tr> </thead> <tbody> <tr> <td>2400-2500</td> <td>2.5</td> <td>7.0</td> <td>68</td> </tr> <tr> <td>5150-5850</td> <td>3.0</td> <td>9.0</td> <td>75</td> </tr> </tbody> </table> <p>Polarization: Linear Wavelength: $\frac{1}{2}\lambda$ Electrical Type: Dipole Radiation Pattern: Omni directional Impedance (Ohms): 50</p>	Frequency (MHz)	VSWR (Max)	Peak Gain (dBi)	Efficiency (%)	2400-2500	2.5	7.0	68	5150-5850	3.0	9.0	75	<p>Mounting Type: Connector Mount</p> <p>Termination: N-Type Jack</p> <p>Dimensions: 621\times22 mm Op. Temp.: -30°C to +70°C IP Rating: IP65</p>				
Frequency (MHz)	VSWR (Max)	Peak Gain (dBi)	Efficiency (%)																
2400-2500	2.5	7.0	68																
5150-5850	3.0	9.0	75																

External

Connector Mount

Part Number	Overview	Electrical Data	Mechanical Data																																		
METWX-711BRS3B 	WLAN/WiFi Triband Tilt/Swivel Dipole Blade Applications WiFi 7, WiFi 6E, WiFi 6, WiFi 5, WiFi 4, U-NII, 802.11, 802.15.4	<table border="1"> <thead> <tr> <th>Frequency (MHz)</th> <th>VSWR (Max)</th> <th>Peak Gain (dBi)</th> <th>Efficiency (%)</th> </tr> </thead> <tbody> <tr> <td>2400-2500</td> <td>2.0</td> <td>3.0</td> <td>56</td> </tr> <tr> <td>5150-5850</td> <td>2.0</td> <td>4.0</td> <td>77</td> </tr> <tr> <td>5925-7125</td> <td>2.8</td> <td>4.0</td> <td>73</td> </tr> </tbody> </table> <table border="1"> <tbody> <tr> <td>Polarization</td> <td>Linear</td> </tr> <tr> <td>Wavelength</td> <td>$\frac{1}{2}\lambda$</td> </tr> <tr> <td>Electrical Type</td> <td>Dipole</td> </tr> <tr> <td>Radiation Pattern</td> <td>Omni directional</td> </tr> <tr> <td>Impedance (Ohms)</td> <td>50</td> </tr> </tbody> </table>	Frequency (MHz)	VSWR (Max)	Peak Gain (dBi)	Efficiency (%)	2400-2500	2.0	3.0	56	5150-5850	2.0	4.0	77	5925-7125	2.8	4.0	73	Polarization	Linear	Wavelength	$\frac{1}{2}\lambda$	Electrical Type	Dipole	Radiation Pattern	Omni directional	Impedance (Ohms)	50	<table border="1"> <tbody> <tr> <td>Mounting Type</td> <td>Connector Mount</td> </tr> <tr> <td>Termination</td> <td>RP-SMA Plug</td> </tr> <tr> <td>Dimensions</td> <td>136x24x11 mm</td> </tr> <tr> <td>Op. Temp.</td> <td>-30°C to +70°C</td> </tr> </tbody> </table>	Mounting Type	Connector Mount	Termination	RP-SMA Plug	Dimensions	136x24x11 mm	Op. Temp.	-30°C to +70°C
Frequency (MHz)	VSWR (Max)	Peak Gain (dBi)	Efficiency (%)																																		
2400-2500	2.0	3.0	56																																		
5150-5850	2.0	4.0	77																																		
5925-7125	2.8	4.0	73																																		
Polarization	Linear																																				
Wavelength	$\frac{1}{2}\lambda$																																				
Electrical Type	Dipole																																				
Radiation Pattern	Omni directional																																				
Impedance (Ohms)	50																																				
Mounting Type	Connector Mount																																				
Termination	RP-SMA Plug																																				
Dimensions	136x24x11 mm																																				
Op. Temp.	-30°C to +70°C																																				
METWX-6141RS1B 	WLAN/WiFi Dual-band Tilt/Swivel Dipole Blade Applications WiFi 6, WiFi 5, WiFi 4, U-NII, 802.11, 802.15.4	<table border="1"> <thead> <tr> <th>Frequency (MHz)</th> <th>VSWR (Max)</th> <th>Peak Gain (dBi)</th> <th>Efficiency (%)</th> </tr> </thead> <tbody> <tr> <td>2400-2500</td> <td>1.8</td> <td>3.2</td> <td>59</td> </tr> <tr> <td>5150-5850</td> <td>1.6</td> <td>6.2</td> <td>71</td> </tr> </tbody> </table> <table border="1"> <tbody> <tr> <td>Polarization</td> <td>Linear</td> </tr> <tr> <td>Wavelength</td> <td>$\frac{1}{2}\lambda$</td> </tr> <tr> <td>Electrical Type</td> <td>Dipole</td> </tr> <tr> <td>Radiation Pattern</td> <td>Omni directional</td> </tr> <tr> <td>Impedance (Ohms)</td> <td>50</td> </tr> </tbody> </table>	Frequency (MHz)	VSWR (Max)	Peak Gain (dBi)	Efficiency (%)	2400-2500	1.8	3.2	59	5150-5850	1.6	6.2	71	Polarization	Linear	Wavelength	$\frac{1}{2}\lambda$	Electrical Type	Dipole	Radiation Pattern	Omni directional	Impedance (Ohms)	50	<table border="1"> <tbody> <tr> <td>Mounting Type</td> <td>Connector Mount</td> </tr> <tr> <td>Termination</td> <td>RP-SMA Plug</td> </tr> <tr> <td>Dimensions</td> <td>160x22x13 mm</td> </tr> <tr> <td>Op. Temp.</td> <td>-30°C to +70°C</td> </tr> </tbody> </table>	Mounting Type	Connector Mount	Termination	RP-SMA Plug	Dimensions	160x22x13 mm	Op. Temp.	-30°C to +70°C				
Frequency (MHz)	VSWR (Max)	Peak Gain (dBi)	Efficiency (%)																																		
2400-2500	1.8	3.2	59																																		
5150-5850	1.6	6.2	71																																		
Polarization	Linear																																				
Wavelength	$\frac{1}{2}\lambda$																																				
Electrical Type	Dipole																																				
Radiation Pattern	Omni directional																																				
Impedance (Ohms)	50																																				
Mounting Type	Connector Mount																																				
Termination	RP-SMA Plug																																				
Dimensions	160x22x13 mm																																				
Op. Temp.	-30°C to +70°C																																				
METWX-6231RS2B 	WLAN/WiFi Dual-band Tilt/Swivel Dipole Blade Applications WiFi 6, WiFi 5, WiFi 4, U-NII, 802.11, 802.15.4	<table border="1"> <thead> <tr> <th>Frequency (MHz)</th> <th>VSWR (Max)</th> <th>Peak Gain (dBi)</th> <th>Efficiency (%)</th> </tr> </thead> <tbody> <tr> <td>2400-2500</td> <td>2.0</td> <td>4.0</td> <td>70</td> </tr> <tr> <td>5150-5850</td> <td>2.0</td> <td>5.5</td> <td>77</td> </tr> </tbody> </table> <table border="1"> <tbody> <tr> <td>Polarization</td> <td>Linear</td> </tr> <tr> <td>Wavelength</td> <td>$\frac{1}{2}\lambda$</td> </tr> <tr> <td>Electrical Type</td> <td>Dipole</td> </tr> <tr> <td>Radiation Pattern</td> <td>Omni directional</td> </tr> <tr> <td>Impedance (Ohms)</td> <td>50</td> </tr> </tbody> </table>	Frequency (MHz)	VSWR (Max)	Peak Gain (dBi)	Efficiency (%)	2400-2500	2.0	4.0	70	5150-5850	2.0	5.5	77	Polarization	Linear	Wavelength	$\frac{1}{2}\lambda$	Electrical Type	Dipole	Radiation Pattern	Omni directional	Impedance (Ohms)	50	<table border="1"> <tbody> <tr> <td>Mounting Type</td> <td>Connector Mount</td> </tr> <tr> <td>Termination</td> <td>RP-SMA Plug</td> </tr> <tr> <td>Dimensions</td> <td>205x25x13 mm</td> </tr> <tr> <td>Op. Temp.</td> <td>-30°C to +70°C</td> </tr> </tbody> </table>	Mounting Type	Connector Mount	Termination	RP-SMA Plug	Dimensions	205x25x13 mm	Op. Temp.	-30°C to +70°C				
Frequency (MHz)	VSWR (Max)	Peak Gain (dBi)	Efficiency (%)																																		
2400-2500	2.0	4.0	70																																		
5150-5850	2.0	5.5	77																																		
Polarization	Linear																																				
Wavelength	$\frac{1}{2}\lambda$																																				
Electrical Type	Dipole																																				
Radiation Pattern	Omni directional																																				
Impedance (Ohms)	50																																				
Mounting Type	Connector Mount																																				
Termination	RP-SMA Plug																																				
Dimensions	205x25x13 mm																																				
Op. Temp.	-30°C to +70°C																																				
METWX-721XRS3B 	WLAN/WiFi Triband Tilt/Swivel Dipole Blade Applications WiFi 7, WiFi 6E, WiFi 6, WiFi 5, WiFi 4, U-NII, 802.11, 802.15.4	<table border="1"> <thead> <tr> <th>Frequency (MHz)</th> <th>VSWR (Max)</th> <th>Peak Gain (dBi)</th> <th>Efficiency (%)</th> </tr> </thead> <tbody> <tr> <td>2400-2500</td> <td>1.4</td> <td>2.4</td> <td>57</td> </tr> <tr> <td>5150-5850</td> <td>1.9</td> <td>3.8</td> <td>63</td> </tr> <tr> <td>5925-7125</td> <td>1.6</td> <td>5.0</td> <td>69</td> </tr> </tbody> </table> <table border="1"> <tbody> <tr> <td>Polarization</td> <td>Linear</td> </tr> <tr> <td>Wavelength</td> <td>$\frac{1}{2}\lambda$</td> </tr> <tr> <td>Electrical Type</td> <td>Dipole</td> </tr> <tr> <td>Radiation Pattern</td> <td>Omni directional</td> </tr> <tr> <td>Impedance (Ohms)</td> <td>50</td> </tr> </tbody> </table>	Frequency (MHz)	VSWR (Max)	Peak Gain (dBi)	Efficiency (%)	2400-2500	1.4	2.4	57	5150-5850	1.9	3.8	63	5925-7125	1.6	5.0	69	Polarization	Linear	Wavelength	$\frac{1}{2}\lambda$	Electrical Type	Dipole	Radiation Pattern	Omni directional	Impedance (Ohms)	50	<table border="1"> <tbody> <tr> <td>Mounting Type</td> <td>Connector Mount</td> </tr> <tr> <td>Termination</td> <td>RP-SMA Plug</td> </tr> <tr> <td>Dimensions</td> <td>150x22x11 mm</td> </tr> <tr> <td>Op. Temp.</td> <td>-20°C to +70°C</td> </tr> </tbody> </table>	Mounting Type	Connector Mount	Termination	RP-SMA Plug	Dimensions	150x22x11 mm	Op. Temp.	-20°C to +70°C
Frequency (MHz)	VSWR (Max)	Peak Gain (dBi)	Efficiency (%)																																		
2400-2500	1.4	2.4	57																																		
5150-5850	1.9	3.8	63																																		
5925-7125	1.6	5.0	69																																		
Polarization	Linear																																				
Wavelength	$\frac{1}{2}\lambda$																																				
Electrical Type	Dipole																																				
Radiation Pattern	Omni directional																																				
Impedance (Ohms)	50																																				
Mounting Type	Connector Mount																																				
Termination	RP-SMA Plug																																				
Dimensions	150x22x11 mm																																				
Op. Temp.	-20°C to +70°C																																				

WiFi / WLAN

External

Panel Mount

METWF-6141MP1B-*



Overview

WLAN/WiFi Dual-band Tilt/Swivel Dipole Blade, Flying Lead

Applications

WiFi 6, WiFi 5, WiFi 4, U-NII, 802.11, 802.15.4

Electrical Data

Frequency (MHz)	VSWR (Max)	Peak Gain (dBi)	Efficiency (%)
2400-2500	2.0	3.0	66
5150-5850	2.0	4.2	69

Polarization	Linear
Wavelength	$\frac{1}{2}\lambda$
Electrical Type	Dipole
Radiation Pattern	Omni directional
Impedance (Ohms)	50

Mechanical Data

Mounting Type	Panel Mount
Termination	MHF1 Plug
Dimensions	153x25x13 mm
Op. Temp.	-30°C to +70°C
Cable Type	∅1.37mm
Cable Length*	150mm

External

Panel Mount

METHX-3802NF1B



Overview

WLAN/WiFi Dual-band Dipole
Dome/Saltshaker

Applications

WiFi 6, WiFi 5,
WiFi 4, U-NII,
802.11, 802.15.4

Electrical Data

Frequency (MHz)	VSWR (Max)	Peak Gain (dBi)	Efficiency (%)
2400-2500	2.2	2.4	48
5150-5850	2.8	2.6	63

Polarization	Linear
Wavelength	$\frac{1}{2}\lambda$
Electrical Type	Dipole
Radiation Pattern	Omni directional
Impedance (Ohms)	50

Mechanical Data

Mounting Type	Panel Mount
Termination	N-Type Jack
Dimensions	77.7x \varnothing 38 mm
Op. Temp.	-40°C to +85°C
IP Rating	IP67

METHX-3602NF1B



Overview

WLAN/WiFi Tri-band Dipole
Dome/Saltshaker

Applications

WiFi 7, WiFi 6E,
WiFi 6, WiFi 5,
WiFi 4, U-NII,
802.11, 802.15.4

Electrical Data

Frequency (MHz)	VSWR (Max)	Peak Gain (dBi)	Efficiency (%)
2400-2500	2.0	2.0	45
5150-5850	2.0	2.0	60
5925-7125	3.0	2.0	63

Polarization	Linear
Wavelength	$\frac{1}{2}\lambda$
Electrical Type	Dipole
Radiation Pattern	Omni directional
Impedance (Ohms)	50


Mechanical Data

Mounting Type	Panel Mount
Termination	N-Type Jack
Dimensions	71x \varnothing 40.2 mm
Op. Temp.	-30°C to +70°C
IP Rating	IP65

WiFi / WLAN

External

Panel Mount

METHF-3802RS1B-*	Overview	Electrical Data				Mechanical Data	
	WLAN/WiFi Dual-band Dipole Dome/Saltshaker, Flying Lead	Frequency (MHz)	VSWR (Max)	Peak Gain (dBi)	Efficiency (%)	Mounting Type	Panel Mount
	Applications WiFi 6, WiFi 5, WiFi 4, U-NII, 802.11, 802.15.4	2400-2500	2.2	2.4	48	Termination	RP-SMA Plug
	5150-5850	2.8	2.6	63	Dimensions	77.7xø38 mm	
						Op. Temp.	-40°C to +85°C
						Cable Type	RG174
						Cable Length*	1000 mm
							2000 mm
						IP Rating	IP67

METHF-3602RS3B-*



Overview

WLAN/WiFi Tri-band Dipole
 Dome/Saltshaker, Flying Lead

Applications

WiFi 7, WiFi 6E, WiFi 6, WiFi 5, WiFi 4, U-NII, 802.11, 802.15.4

Electrical Data

Frequency (MHz)	VSWR (Max)	Peak Gain (dBi)	Efficiency (%)
2400-2500	2.0	2.0	45
5150-5850	2.0	2.0	60
5925-7125	3.0	2.0	63




Polarization	Linear
Wavelength	½-λ
Electrical Type	Dipole
Radiation Pattern	Omni directional
Impedance (Ohms)	50

Mechanical Data

Mounting Type	Panel Mount
Termination	RP-SMA Plug
Dimensions	71xø40.2 mm
Op. Temp.	-30°C to +70°C
Cable Type	RG174
Cable Length*	1000 mm 2000 mm
IP Rating	IP65

Remote

Adhesive Mount

Product Name	Overview	Electrical Data	Mechanical Data																																		
METAF-603XRS1B-* 	WLAN/WiFi Dual-band Dipole Adhesive Blade/Bar, Flying Lead Applications WiFi 6, WiFi 5, WiFi 4, U-NII, 802.11, 802.15.4	<table border="1"> <thead> <tr> <th>Frequency (MHz)</th> <th>VSWR (Max)</th> <th>Peak Gain (dBi)</th> <th>Efficiency (%)</th> </tr> </thead> <tbody> <tr> <td>2400-2500</td> <td>2.0</td> <td>3.0</td> <td>65</td> </tr> <tr> <td>5150-5850</td> <td>2.0</td> <td>4.2</td> <td>70</td> </tr> </tbody> </table> <table border="1"> <tbody> <tr> <td>Polarization</td> <td>Linear</td> </tr> <tr> <td>Wavelength</td> <td>$\frac{1}{2}\lambda$</td> </tr> <tr> <td>Electrical Type</td> <td>Dipole</td> </tr> <tr> <td>Radiation Pattern</td> <td>Omni directional</td> </tr> <tr> <td>Impedance (Ohms)</td> <td>50</td> </tr> </tbody> </table>	Frequency (MHz)	VSWR (Max)	Peak Gain (dBi)	Efficiency (%)	2400-2500	2.0	3.0	65	5150-5850	2.0	4.2	70	Polarization	Linear	Wavelength	$\frac{1}{2}\lambda$	Electrical Type	Dipole	Radiation Pattern	Omni directional	Impedance (Ohms)	50	<table border="1"> <tbody> <tr> <td>Mounting Type</td> <td>Adhesive Mount</td> </tr> <tr> <td>Termination</td> <td>RP-SMA Plug</td> </tr> <tr> <td>Dimensions</td> <td>110x20x6 mm</td> </tr> <tr> <td>Op. Temp.</td> <td>-30°C to +70°C</td> </tr> <tr> <td>Cable Type</td> <td>RG174</td> </tr> <tr> <td>Cable Length*</td> <td>1000 mm 2000 mm</td> </tr> </tbody> </table>	Mounting Type	Adhesive Mount	Termination	RP-SMA Plug	Dimensions	110x20x6 mm	Op. Temp.	-30°C to +70°C	Cable Type	RG174	Cable Length*	1000 mm 2000 mm
Frequency (MHz)	VSWR (Max)	Peak Gain (dBi)	Efficiency (%)																																		
2400-2500	2.0	3.0	65																																		
5150-5850	2.0	4.2	70																																		
Polarization	Linear																																				
Wavelength	$\frac{1}{2}\lambda$																																				
Electrical Type	Dipole																																				
Radiation Pattern	Omni directional																																				
Impedance (Ohms)	50																																				
Mounting Type	Adhesive Mount																																				
Termination	RP-SMA Plug																																				
Dimensions	110x20x6 mm																																				
Op. Temp.	-30°C to +70°C																																				
Cable Type	RG174																																				
Cable Length*	1000 mm 2000 mm																																				
METAF-601XRS1B-* 	WLAN/WiFi Dual-band Dipole Adhesive Blade/Bar, Flying Lead Applications WiFi 6, WiFi 5, WiFi 4, U-NII, 802.11, 802.15.4	<table border="1"> <thead> <tr> <th>Frequency (MHz)</th> <th>VSWR (Max)</th> <th>Peak Gain (dBi)</th> <th>Efficiency (%)</th> </tr> </thead> <tbody> <tr> <td>2400-2500</td> <td>2.0</td> <td>2.0</td> <td>66</td> </tr> <tr> <td>5150-5850</td> <td>2.0</td> <td>3.0</td> <td>73</td> </tr> </tbody> </table> <table border="1"> <tbody> <tr> <td>Polarization</td> <td>Linear</td> </tr> <tr> <td>Wavelength</td> <td>$\frac{1}{2}\lambda$</td> </tr> <tr> <td>Electrical Type</td> <td>Dipole</td> </tr> <tr> <td>Radiation Pattern</td> <td>Omni directional</td> </tr> <tr> <td>Impedance (Ohms)</td> <td>50</td> </tr> </tbody> </table>	Frequency (MHz)	VSWR (Max)	Peak Gain (dBi)	Efficiency (%)	2400-2500	2.0	2.0	66	5150-5850	2.0	3.0	73	Polarization	Linear	Wavelength	$\frac{1}{2}\lambda$	Electrical Type	Dipole	Radiation Pattern	Omni directional	Impedance (Ohms)	50	<table border="1"> <tbody> <tr> <td>Mounting Type</td> <td>Adhesive Mount</td> </tr> <tr> <td>Termination</td> <td>RP-SMA Plug</td> </tr> <tr> <td>Dimensions</td> <td>146x20x13 mm</td> </tr> <tr> <td>Op. Temp.</td> <td>-30°C to +70°C</td> </tr> <tr> <td>Cable Type</td> <td>RG174</td> </tr> <tr> <td>Cable Length*</td> <td>1000 mm 2000 mm</td> </tr> </tbody> </table>	Mounting Type	Adhesive Mount	Termination	RP-SMA Plug	Dimensions	146x20x13 mm	Op. Temp.	-30°C to +70°C	Cable Type	RG174	Cable Length*	1000 mm 2000 mm
Frequency (MHz)	VSWR (Max)	Peak Gain (dBi)	Efficiency (%)																																		
2400-2500	2.0	2.0	66																																		
5150-5850	2.0	3.0	73																																		
Polarization	Linear																																				
Wavelength	$\frac{1}{2}\lambda$																																				
Electrical Type	Dipole																																				
Radiation Pattern	Omni directional																																				
Impedance (Ohms)	50																																				
Mounting Type	Adhesive Mount																																				
Termination	RP-SMA Plug																																				
Dimensions	146x20x13 mm																																				
Op. Temp.	-30°C to +70°C																																				
Cable Type	RG174																																				
Cable Length*	1000 mm 2000 mm																																				
METAF-350XRS1B-* 	WLAN/WiFi Dual-band Dipole Adhesive Puck, Flying Lead Applications WiFi 6, WiFi 5, WiFi 4, U-NII, 802.11, 802.15.4	<table border="1"> <thead> <tr> <th>Frequency (MHz)</th> <th>VSWR (Max)</th> <th>Peak Gain (dBi)</th> <th>Efficiency (%)</th> </tr> </thead> <tbody> <tr> <td>2400-2500</td> <td>2.0</td> <td>1.5</td> <td>61</td> </tr> <tr> <td>5150-5850</td> <td>2.0</td> <td>2.0</td> <td>68</td> </tr> </tbody> </table> <table border="1"> <tbody> <tr> <td>Polarization</td> <td>Linear</td> </tr> <tr> <td>Wavelength</td> <td>$\frac{1}{2}\lambda$</td> </tr> <tr> <td>Electrical Type</td> <td>Dipole</td> </tr> <tr> <td>Radiation Pattern</td> <td>Omni directional</td> </tr> <tr> <td>Impedance (Ohms)</td> <td>50</td> </tr> </tbody> </table>	Frequency (MHz)	VSWR (Max)	Peak Gain (dBi)	Efficiency (%)	2400-2500	2.0	1.5	61	5150-5850	2.0	2.0	68	Polarization	Linear	Wavelength	$\frac{1}{2}\lambda$	Electrical Type	Dipole	Radiation Pattern	Omni directional	Impedance (Ohms)	50	<table border="1"> <tbody> <tr> <td>Mounting Type</td> <td>Adhesive Mount</td> </tr> <tr> <td>Termination</td> <td>RP-SMA Plug</td> </tr> <tr> <td>Dimensions</td> <td>9.8x50 mm</td> </tr> <tr> <td>Op. Temp.</td> <td>-30°C to +70°C</td> </tr> <tr> <td>Cable Type</td> <td>RG174</td> </tr> <tr> <td>Cable Length*</td> <td>1000 mm 2000 mm</td> </tr> </tbody> </table>	Mounting Type	Adhesive Mount	Termination	RP-SMA Plug	Dimensions	9.8x50 mm	Op. Temp.	-30°C to +70°C	Cable Type	RG174	Cable Length*	1000 mm 2000 mm
Frequency (MHz)	VSWR (Max)	Peak Gain (dBi)	Efficiency (%)																																		
2400-2500	2.0	1.5	61																																		
5150-5850	2.0	2.0	68																																		
Polarization	Linear																																				
Wavelength	$\frac{1}{2}\lambda$																																				
Electrical Type	Dipole																																				
Radiation Pattern	Omni directional																																				
Impedance (Ohms)	50																																				
Mounting Type	Adhesive Mount																																				
Termination	RP-SMA Plug																																				
Dimensions	9.8x50 mm																																				
Op. Temp.	-30°C to +70°C																																				
Cable Type	RG174																																				
Cable Length*	1000 mm 2000 mm																																				

2.4 GHz ISM Antennas

MAP Electronics 2.4 GHz single-band antennas provide a broad band range of styles, mounting, termination and level of performance to accommodate ISM applications including:

- BlueTooth®
- ZigBee®
- Thread®
- IEEE 802.11b/g
- IEEE 802.15.4

Internal

Adhesive Mount

MEIBF-H040ccXB-*

New



Overview

2.4 GHz ISM FPC
Adhesive Dipole
Flexible Patch with
Orthogonal Cable

Applications

Bluetooth, Zigbee,
Thread, 802.15.4,
802.11b/g

Electrical Data


Frequency (MHz)	VSWR (Max)	Peak Gain (dBi)	Efficiency (%)
2400-2500	1.3	3.1	57
Polarization: Linear			
Wavelength: $\frac{1}{2}\lambda$			
Electrical Type: Dipole			
Radiation Pattern: Omni directional			
Impedance (Ohms): 50			

Mechanical Data

Mounting Type	Adhesive Mount
Termination*	U.FL-type Plug /MHF1 Plug /MHF4 Plug
Dimensions	40x7x0.1 mm
Op. Temp.	-40°C to +85°C
Cable Type	∅1.13mm
Cable Length*	60 mm 120 mm 180 mm

MEIBF-H015ccXB-*

New



Overview

2.4 GHz ISM FPC
Adhesive Dipole
Flexible Patch with
Orthogonal Cable

Applications

Bluetooth, Zigbee,
Thread, 802.15.4,
802.11b/g

Electrical Data

Frequency (MHz)	VSWR (Max)	Peak Gain (dBi)	Efficiency (%)
2400-2500	2.2	2.0	53
Polarization: Linear			
Wavelength: $\frac{1}{2}\lambda$			
Electrical Type: Dipole			
Radiation Pattern: Omni directional			
Impedance (Ohms): 50			

Mechanical Data

Mounting Type	Adhesive Mount
Termination*	U.FL-type Plug /MHF1 Plug /MHF4 Plug
Dimensions	15x15x0.1 mm
Op. Temp.	-40°C to +85°C
Cable Type	∅1.13mm
Cable Length*	60 mm 120 mm 180 mm

2.4 GHz ISM

External

Connector Mount

MEIHX-2120RSXW

New



Overview

2.4 GHz ISM
Straight Monopole
Whip

Applications

Bluetooth, Zigbee,
Thread, 802.15.4,
802.11b/g

Electrical Data

Frequency (MHz)	VSWR (Max)	Peak Gain (dBi)	Efficiency (%)
2400-2500	1.6	3.7	71

Polarization	Linear
Wavelength	$\frac{1}{4}\lambda$
Electrical Type	Monopole
Radiation Pattern	Omni directional
Impedance (Ohms)	50

Mechanical Data

Mounting Type	Connector Mount
Termination	RP-SMA Plug
Dimensions	22x9 mm
Op. Temp.	-30°C to +70°C
Ground Plane	120 x 120 mm

MEIWX-282BRSXB



Overview

2.4 GHz ISM Tilt/
Swivel Dipole
Whip

Applications

Bluetooth, Zigbee,
Thread, 802.15.4,
802.11b/g

Electrical Data

Frequency (MHz)	VSWR (Max)	Peak Gain (dBi)	Efficiency (%)
2400-2500	1.6	2.4	72

Polarization	Linear
Wavelength	$\frac{1}{2}\lambda$
Electrical Type	Dipole
Radiation Pattern	Omni directional
Impedance (Ohms)	50

Mechanical Data

Mounting Type	Connector Mount
Termination	RP-SMA Plug
Dimensions	86x10 mm
Op. Temp.	-30°C to +70°C

MEIWX-241BRSXB



Overview

2.4 GHz ISM Tilt/
Swivel Dipole
Whip

Applications

Bluetooth, Zigbee,
Thread, 802.15.4,
802.11b/g

Electrical Data

Frequency (MHz)	VSWR (Max)	Peak Gain (dBi)	Efficiency (%)
2400-2500	1.5	2.5	67

Polarization	Linear
Wavelength	$\frac{1}{2}\lambda$
Electrical Type	Dipole
Radiation Pattern	Omni directional
Impedance (Ohms)	50

Mechanical Data

Mounting Type	Connector Mount
Termination	RP-SMA Plug
Dimensions	108x10 mm
Op. Temp.	-30°C to +70°C

MEIWX-1511RSXB



Overview

2.4 GHz ISM Tilt/
Swivel Dipole
Whip

Applications

Bluetooth, Zigbee,
Thread, 802.15.4,
802.11b/g

Electrical Data

Frequency (MHz)	VSWR (Max)	Peak Gain (dBi)	Efficiency (%)
2400-2500	2.0	5.0	72

Polarization	Linear
Wavelength	$\frac{1}{2}\lambda$
Electrical Type	Dipole
Radiation Pattern	Omni directional
Impedance (Ohms)	50

Mechanical Data

Mounting Type	Connector Mount
Termination	RP-SMA Plug
Dimensions	196x13 mm
Op. Temp.	-30°C to +70°C

2.4 GHz ISM

External

Connector Mount

MEIWX-180ARSXB	Overview	Electrical Data	Mechanical Data																		
	Outdoor 2.4 GHz ISM Tilt/Swivel Dipole Whip	<table border="1"> <thead> <tr> <th>Frequency (MHz)</th> <th>VSWR (Max)</th> <th>Peak Gain (dBi)</th> <th>Efficiency (%)</th> </tr> </thead> <tbody> <tr> <td>2400-2500</td> <td>1.9</td> <td>4.5</td> <td>77</td> </tr> </tbody> </table>	Frequency (MHz)	VSWR (Max)	Peak Gain (dBi)	Efficiency (%)	2400-2500	1.9	4.5	77	<table border="1"> <thead> <tr> <th>Mounting Type</th> <th>Connector</th> </tr> </thead> <tbody> <tr> <td>Termination</td> <td>RP-SMA Plug</td> </tr> <tr> <td>Dimensions</td> <td>203xø13 mm</td> </tr> <tr> <td>Op. Temp.</td> <td>-30°C to +70°C</td> </tr> <tr> <td>IP Rating</td> <td>IP67</td> </tr> </tbody> </table>	Mounting Type	Connector	Termination	RP-SMA Plug	Dimensions	203xø13 mm	Op. Temp.	-30°C to +70°C	IP Rating	IP67
	Frequency (MHz)	VSWR (Max)	Peak Gain (dBi)	Efficiency (%)																	
2400-2500	1.9	4.5	77																		
Mounting Type	Connector																				
Termination	RP-SMA Plug																				
Dimensions	203xø13 mm																				
Op. Temp.	-30°C to +70°C																				
IP Rating	IP67																				
Applications Bluetooth, Zigbee, Thread, 802.15.4, 802.11b/g	<table border="1"> <thead> <tr> <th>Polarization</th> <th>Wavelength</th> <th>Electrical Type</th> <th>Radiation Pattern</th> <th>Impedance (Ohms)</th> </tr> </thead> <tbody> <tr> <td>Linear</td> <td>$\frac{1}{2}\lambda$</td> <td>Dipole</td> <td>Omni directional</td> <td>50</td> </tr> </tbody> </table>	Polarization	Wavelength	Electrical Type	Radiation Pattern	Impedance (Ohms)	Linear	$\frac{1}{2}\lambda$	Dipole	Omni directional	50										
Polarization	Wavelength	Electrical Type	Radiation Pattern	Impedance (Ohms)																	
Linear	$\frac{1}{2}\lambda$	Dipole	Omni directional	50																	
	Outdoor 2.4 GHz ISM Tilt/Swivel Dipole Whip	<table border="1"> <thead> <tr> <th>Frequency (MHz)</th> <th>VSWR (Max)</th> <th>Peak Gain (dBi)</th> <th>Efficiency (%)</th> </tr> </thead> <tbody> <tr> <td>2400-2500</td> <td>1.7</td> <td>3.0</td> <td>65</td> </tr> </tbody> </table>	Frequency (MHz)	VSWR (Max)	Peak Gain (dBi)	Efficiency (%)	2400-2500	1.7	3.0	65	<table border="1"> <thead> <tr> <th>Mounting Type</th> <th>Connector</th> </tr> </thead> <tbody> <tr> <td>Termination</td> <td>RP-SMA Plug</td> </tr> <tr> <td>Dimensions</td> <td>124xø13 mm</td> </tr> <tr> <td>Op. Temp.</td> <td>-30°C to +70°C</td> </tr> <tr> <td>IP Rating</td> <td>IP67</td> </tr> </tbody> </table>	Mounting Type	Connector	Termination	RP-SMA Plug	Dimensions	124xø13 mm	Op. Temp.	-30°C to +70°C	IP Rating	IP67
	Frequency (MHz)	VSWR (Max)	Peak Gain (dBi)	Efficiency (%)																	
2400-2500	1.7	3.0	65																		
Mounting Type	Connector																				
Termination	RP-SMA Plug																				
Dimensions	124xø13 mm																				
Op. Temp.	-30°C to +70°C																				
IP Rating	IP67																				
Applications Bluetooth, Zigbee, Thread, 802.15.4, 802.11b/g	<table border="1"> <thead> <tr> <th>Polarization</th> <th>Wavelength</th> <th>Electrical Type</th> <th>Radiation Pattern</th> <th>Impedance (Ohms)</th> </tr> </thead> <tbody> <tr> <td>Linear</td> <td>$\frac{1}{2}\lambda$</td> <td>Dipole</td> <td>Omni directional</td> <td>50</td> </tr> </tbody> </table>	Polarization	Wavelength	Electrical Type	Radiation Pattern	Impedance (Ohms)	Linear	$\frac{1}{2}\lambda$	Dipole	Omni directional	50										
Polarization	Wavelength	Electrical Type	Radiation Pattern	Impedance (Ohms)																	
Linear	$\frac{1}{2}\lambda$	Dipole	Omni directional	50																	
	2.4 GHz ISM Tilt/Swivel Dipole Whip	<table border="1"> <thead> <tr> <th>Frequency (MHz)</th> <th>VSWR (Max)</th> <th>Peak Gain (dBi)</th> <th>Efficiency (%)</th> </tr> </thead> <tbody> <tr> <td>2400-2500</td> <td>1.9</td> <td>4.5</td> <td>77</td> </tr> </tbody> </table>	Frequency (MHz)	VSWR (Max)	Peak Gain (dBi)	Efficiency (%)	2400-2500	1.9	4.5	77	<table border="1"> <thead> <tr> <th>Mounting Type</th> <th>Connector</th> </tr> </thead> <tbody> <tr> <td>Termination</td> <td>RP-SMA Plug</td> </tr> <tr> <td>Dimensions</td> <td>203xø13 mm</td> </tr> <tr> <td>Op. Temp.</td> <td>-30°C to +70°C</td> </tr> </tbody> </table>	Mounting Type	Connector	Termination	RP-SMA Plug	Dimensions	203xø13 mm	Op. Temp.	-30°C to +70°C		
	Frequency (MHz)	VSWR (Max)	Peak Gain (dBi)	Efficiency (%)																	
2400-2500	1.9	4.5	77																		
Mounting Type	Connector																				
Termination	RP-SMA Plug																				
Dimensions	203xø13 mm																				
Op. Temp.	-30°C to +70°C																				
Applications Bluetooth, Zigbee, Thread, 802.15.4, 802.11b/g	<table border="1"> <thead> <tr> <th>Polarization</th> <th>Wavelength</th> <th>Electrical Type</th> <th>Radiation Pattern</th> <th>Impedance (Ohms)</th> </tr> </thead> <tbody> <tr> <td>Linear</td> <td>$\frac{1}{2}\lambda$</td> <td>Dipole</td> <td>Omni directional</td> <td>50</td> </tr> </tbody> </table>	Polarization	Wavelength	Electrical Type	Radiation Pattern	Impedance (Ohms)	Linear	$\frac{1}{2}\lambda$	Dipole	Omni directional	50										
Polarization	Wavelength	Electrical Type	Radiation Pattern	Impedance (Ohms)																	
Linear	$\frac{1}{2}\lambda$	Dipole	Omni directional	50																	
	2.4 GHz ISM Tilt/Swivel Dipole Whip	<table border="1"> <thead> <tr> <th>Frequency (MHz)</th> <th>VSWR (Max)</th> <th>Peak Gain (dBi)</th> <th>Efficiency (%)</th> </tr> </thead> <tbody> <tr> <td>2400-2500</td> <td>1.8</td> <td>2.9</td> <td>63</td> </tr> </tbody> </table>	Frequency (MHz)	VSWR (Max)	Peak Gain (dBi)	Efficiency (%)	2400-2500	1.8	2.9	63	<table border="1"> <thead> <tr> <th>Mounting Type</th> <th>Connector</th> </tr> </thead> <tbody> <tr> <td>Termination</td> <td>RP-SMA Plug</td> </tr> <tr> <td>Dimensions</td> <td>124xø13 mm</td> </tr> <tr> <td>Op. Temp.</td> <td>-30°C to +70°C</td> </tr> </tbody> </table>	Mounting Type	Connector	Termination	RP-SMA Plug	Dimensions	124xø13 mm	Op. Temp.	-30°C to +70°C		
	Frequency (MHz)	VSWR (Max)	Peak Gain (dBi)	Efficiency (%)																	
2400-2500	1.8	2.9	63																		
Mounting Type	Connector																				
Termination	RP-SMA Plug																				
Dimensions	124xø13 mm																				
Op. Temp.	-30°C to +70°C																				
Applications Bluetooth, Zigbee, Thread, 802.15.4, 802.11b/g	<table border="1"> <thead> <tr> <th>Polarization</th> <th>Wavelength</th> <th>Electrical Type</th> <th>Radiation Pattern</th> <th>Impedance (Ohms)</th> </tr> </thead> <tbody> <tr> <td>Linear</td> <td>$\frac{1}{2}\lambda$</td> <td>Dipole</td> <td>Omni directional</td> <td>50</td> </tr> </tbody> </table>	Polarization	Wavelength	Electrical Type	Radiation Pattern	Impedance (Ohms)	Linear	$\frac{1}{2}\lambda$	Dipole	Omni directional	50										
Polarization	Wavelength	Electrical Type	Radiation Pattern	Impedance (Ohms)																	
Linear	$\frac{1}{2}\lambda$	Dipole	Omni directional	50																	

2.4 GHz ISM

External

Panel Mount

MEIHF-2120MPXB-*	Overview	Electrical Data				Mechanical Data		
	2.4 GHz ISM Straight Monopole Whip, Flying Lead	Frequency (MHz) 2400-2500	VSWR (Max) 1.2	Peak Gain (dBi) 2.7	Efficiency (%) 63	Mounting Type	Panel Mount	
	Applications Bluetooth, Zigbee, Thread, 802.15.4, 802.11b/g					Termination	MHF1 Plug	
					Dimensions	14x9 mm	Op. Temp.	-30°C to +70°C
					Cable Type	ø1.13mm	Cable Length*	100 mm
				Polarization	Linear			
				Wavelength	¼-λ			
				Electrical Type	Monopole			
				Radiation Pattern	Omni directional			
				Impedance (Ohms)	50			
MEIWF-282BMPXB-*	Overview	Electrical Data				Mechanical Data		
	2.4 GHz ISM Tilt/ Swivel Dipole Whip, Flying Lead	Frequency (MHz) 2400-2500	VSWR (Max) 1.6	Peak Gain (dBi) 2.4	Efficiency (%) 72	Mounting Type	Panel Mount	
	Applications Bluetooth, Zigbee, Thread, 802.15.4, 802.11b/g					Termination	MHF1 Plug	
					Dimensions	82x10 mm	Op. Temp.	-30°C to +70°C
					Cable Type	ø1.37mm	Cable Length*	150mm
				Polarization	Linear			
				Wavelength	½-λ			
				Electrical Type	Dipole			
				Radiation Pattern	Omni directional			
				Impedance (Ohms)	50			
MEIWF-241BMPXB-*	Overview	Electrical Data				Mechanical Data		
	2.4 GHz ISM Tilt/ Swivel Dipole Whip, Flying Lead	Frequency (MHz) 2400-2500	VSWR (Max) 1.5	Peak Gain (dBi) 2.5	Efficiency (%) 67	Mounting Type	Panel Mount	
	Applications Bluetooth, Zigbee, Thread, 802.15.4, 802.11b/g					Termination	MHF1 Plug	
					Dimensions	105x10 mm	Op. Temp.	-30°C to +70°C
					Cable Type	ø1.37mm	Cable Length*	150mm
				Polarization	Linear			
				Wavelength	½-λ			
				Electrical Type	Dipole			
				Radiation Pattern	Omni directional			
				Impedance (Ohms)	50			

2.4 GHz ISM

External

Connector Mount

MEIGX-1023NFXW



Overview

Outdoor 2.4 GHz
ISM Fiberglass
Dipole Baton/Stick

Applications

Bluetooth, Zigbee,
Thread, 802.15.4,
802.11b/g

Electrical Data

Frequency (MHz)	VSWR (Max)	Peak Gain (dBi)	Efficiency (%)
2400-2500	2.0	3.5	75
Polarization: Linear			
Wavelength: $\frac{1}{2}\lambda$			
Electrical Type: Dipole			
Radiation Pattern: Omni directional			
Impedance (Ohms): 50			

Mechanical Data

Mounting Type	Connector Mount
Termination*	N-Type Jack N-Type Plug
Dimensions	145x \varnothing 25 mm
Op. Temp.	-40°C to +85°C
IP Rating	IP67

MEIGX-1123NXXW

New



Overview

Outdoor 2.4 GHz
ISM Fiberglass
Dipole Baton/Stick

Applications

Bluetooth, Zigbee,
Thread, 802.15.4,
802.11b/g

Electrical Data

Frequency (MHz)	VSWR (Max)	Peak Gain (dBi)	Efficiency (%)
2400-2500	2.0	3.5	76
Polarization: Linear			
Wavelength: $\frac{1}{2}\lambda$			
Electrical Type: Dipole			
Radiation Pattern: Omni directional			
Impedance (Ohms): 50			

Mechanical Data

Mounting Type	Connector Mount
Termination	N-Type Plug
Dimensions	152x \varnothing 24 mm
Op. Temp.	-40°C to +85°C
IP Rating	IP67


GNSS Antennas


MAP Electronics offers internal and external Global Navigation Satellite System (GNSS) antennas for systems in-cluding:

- GPS (L1 band central frequency at: 1575.42MHz)
- Galileo (E1 band central frequency at: 1575.42MHz)
- Glonass (G1 band central frequency at: 1602MHz)
- BeiDou/ COMPASS (B1 band central frequency: 1561MHz)

Remote

Magnetic Mount

MEPPF-GP07SAXB-*	Overview	Electrical Data				Mechanical Data	
	L1, E1, G1 Patch Puck with integrated 2-stage LNA, Flying Lead	Frequency (MHz)	VSWR (Max)	Peak Gain (dBi)	Noise Figure (dB)	Mounting Type	Magnetic Mount
	Applications GNSS, Navigation, Location, Timing, GZSS	1561	1.8	29.6	0.9	Termination	SMA Plug
		1575.42	2.0	29.3	0.9	Dimensions	49x38x17 mm
		1602	1.7	29.2	0.9	Op. Temp.	-30°C to +70°C
						Cable Type	RG-174
					Cable Length*	3000 mm	
							5000 mm
					IP Rating	IP65	
		Polarization			RHCP		
		Wavelength			$\frac{1}{2}\lambda$		
		Electrical Type			Radiating Patch + LNA		
		Radiation Pattern			Directional		
		Impedance (Ohms)			50		

MEPWX-711BSAXB	Overview	Electrical Data				Mechanical Data	
	L1, E1, G1, B1 Tilt/Swivel Dipole Blade	Frequency (MHz)	VSWR (Max)	Peak Gain (dBi)	Efficiency (%)	Mounting Type	Connector Mount
	Applications GNSS, Navigation, Location, Timing, GZSS	1561	1.3	1.1	67	Termination	SMA Plug
		1575.42	1.2	1.5	71	Dimensions	136x24x11 mm
		1602	1.2	1.6	68	Op. Temp.	-40°C to +85°C
		Polarization			Linear		
		Wavelength			$\frac{1}{2}\lambda$		
		Electrical Type			Dipole		
		Radiation Pattern			Omni directional		
		Impedance (Ohms)			50		

External

Panel Mount

MEPPX-6030NFXB



Overview

L1, E1, G1 Patch Dome with integrated 2-stage LNA

Applications

GNSS, Navigation, Location, Timing, GZSS

Electrical Data

Frequency (MHz)	VSWR (Max)	Peak Gain (dBi)	Noise Figure (dB)
1561	1.2	28.2	1.2
1575.42	2.0	28.8	1.2
1602	1.9	26.8	1.3

Polarization	RHCP
Wavelength	$\frac{1}{2}\lambda$
Electrical Type	Radiating Patch
Radiation Pattern	Directional
Impedance (Ohms)	50

Mechanical Data

Mounting Type	Panel Mount
Termination	N-Type Jack
Dimensions	30xø60 mm
Op. Temp.	-30°C to +70°C
IP Rating	IP65

MEPPF-6030SAXB-*



Overview

L1, E1, G1 Patch Dome with integrated 2-stage LNA, Flying Lead

Applications

GNSS, Navigation, Location, Timing, GZSS

Electrical Data

Frequency (MHz)	VSWR (Max)	Peak Gain (dBi)	Noise Figure (dB)
1561	1.2	28.2	1.2
1575.42	2.0	28.8	1.2
1602	1.9	26.8	1.3

Polarization	RHCP
Wavelength	$\frac{1}{2}\lambda$
Electrical Type	Radiating Patch
Radiation Pattern	Directional
Impedance (Ohms)	50

Mechanical Data

Mounting Type	Panel Mount
Termination	SMA Plug
Dimensions	30xø60 mm
Op. Temp.	-30°C to +70°C
Cable Type	RG-174
Cable Length*	3000 mm
IP Rating	IP65


Combo (MIMO) Antennas


MAP Electronics offers external Multi Input and Multi Output (MIMO) combo all-in-1 antennas for fleet management, public transportation, industrial and other applications combining:

- LTE / Cellular 5G, 4G, 3G, 2G
- WiFi
- GNSS
- 2.4 GHz
- UHF / VHF
- ISM / LPWA

External

Panel Mount


MEPPF-168A5SNB-*	Overview	Electrical Data				Mechanical Data	
	Outdoor MIMO 5x5 Dome 5G/LTE x2, WiFi x2, GNSS x1	Frequency (MHz)	VSWR (Max)	Peak Gain (dBi)	Efficiency (%)	Mounting Type	Panel Mount
	Applications Fleet Management, Public Transportation, Industrial	617-960	2.5	3.8	66	Termination	SMA Plug
		1710-2690	2.0	4.0	69	Dimensions	85xø142 mm
		3300-4200	2.0	4.7	62	Op. Temp.	-40°C to +85°C
		4400-5000	2.2	4.6	68	Cable Type	RG174/RG58
		5150-5925	2.1	5.5	73	Cable Length*	2000 mm
		1575.42	2.3	30.0			3000 mm
	Polarization	Linear/RHCP			IP Rating	IP67	
	Wavelength	¼-λ					
	Electrical Type	Monopole					
Radiation Pattern	Omni directional						
Impedance (Ohms)	50						


MEPPF-165A5SNB-Q200	Overview	Electrical Data				Mechanical Data	
New 	Outdoor MIMO 5x5 Dome 5G/LTE x2, WiFi x2, GNSS x1	Frequency (MHz)	VSWR (Max)	Peak Gain (dBi)	Efficiency (%)	Mounting Type	Panel Mount
	Applications Fleet Management, Public Transportation, Industrial	617-960	4.7	3.8	48	Termination	SMA Plug
		1710-2690	2.1	4.9	51	Dimensions	50xø141.3 mm
		3300-4200	2.0	3.3	35	Op. Temp.	-40°C to +85°C
		4400-5000	1.6	3.7	38	Cable Type	RG58/RG174
		5150-5850	1.7	2.9	32	Cable Length*	2000 mm
		1575.42	1.7	30.0			5000 mm
	Polarization	Linear/RHCP			IP Rating	IP67	
	Wavelength	¼-λ					
	Electrical Type	Monopole					
Radiation Pattern	Omni directional						
Impedance (Ohms)	50						

Combo / MIMO

External

Panel Mount

MEPPF-1003SAXW-*	Overview	Electrical Data				Mechanical Data	
	MIMO 5x5 Dome 4G/LTE x2, WiFi x2, GNSS x1	Frequency (MHz)	VSWR (Max)	Peak Gain (dBi)	Efficiency (%)	Mounting Type	Panel Mount
	Applications Fleet Management, Public Transportation, Industrial	698-960	2.8	3.5	42	Termination	SMA Plug
		1710-2690	2.5	4.0	68	Dimensions	75xø107 mm
		2400-2500	2.8	3.4	64	Op. Temp.	-30°C to +70°C
		5150-5850	2.5	5.7	61	Cable Type	RG174/RG58
		1575.42	2.0	30.0		Cable Length*	2000 mm
		Polarization	Linear		IP Rating	IP65	
		Wavelength	$\frac{1}{2}\lambda$				
		Electrical Type	Dipole				
		Radiation Pattern	Omni directional				
		Impedance (Ohms)	50				

METDF-1204RS1W-*	Overview	Electrical Data				Mechanical Data	
	MIMO 4x4 Dome WiFi x 4 Ceiling Mount DAS	Frequency (MHz)	VSWR (Max)	Peak Gain (dBi)	Efficiency (%)	Mounting Type	Panel Mount
	Applications WiFi 6, WiFi 5, WiFi 4, U-NII, 802.11, 802.15.4	2400-2500	2.5	2.5	65	Termination	SMA Plug
		5150-5850	2.5	4.3	72	Dimensions	45xø130 mm
						Op. Temp.	-30°C to +70°C
						Cable Type	RG174
						Cable Length*	2000 mm 3000 mm
		Polarization	Linear				
		Wavelength	$\frac{1}{4}\lambda$				
		Electrical Type	Monopole				
		Radiation Pattern	Directional				
		Impedance (Ohms)	50				

Other Antennas

MAP Electronics offers a number of internal and external antennas for uses including Land Mobile Radio (VHF/UHF), Medical applications, unlicensed applications and remote control applications including:


- 13.56MHz (NFC)
- 169MHz
- 315MHz
- 430MHz
- 1.4GHz
- 3~10GHz (UWB)

Internal

Adhesive Mount

MELBF-A045MPXB-*

New



Overview

13.56 MHz Loop
Rigid PCB with
Ferrite Backing

Applications

NFC, RFID, Access
control, POS terminal

Electrical Data

Frequency (MHz)	VSWR (Max)	Peak Gain (dBi)	Efficiency (%)
13.56	2.0		

Polarization	Linear
Wavelength	Magnetic Field
Electrical Type	Loop
Radiation Pattern	Directional
Impedance (Ohms)	50




Mechanical Data

Mounting Type	Adhesive Mount
Termination*	U.FL-Type Plug /MHF1 Plug /MHF4 Plug
Dimensions	45x14x1 mm
Op. Temp.	-40°C to +85°C
Cable Type	∅1.13 mm
Cable Length*	60 mm 120 mm 180 mm

Other




External

Connector Mount

MEUHX-465XSAXB	Overview	Electrical Data	Mechanical Data																
	UHF 430 MHz Straight Monopole Whip	<table border="1"> <thead> <tr> <th>Frequency (MHz)</th> <th>VSWR (Max)</th> <th>Peak Gain (dBi)</th> <th>Efficiency (%)</th> </tr> </thead> <tbody> <tr> <td>430</td> <td>2.0</td> <td>2.0</td> <td>50</td> </tr> </tbody> </table>	Frequency (MHz)	VSWR (Max)	Peak Gain (dBi)	Efficiency (%)	430	2.0	2.0	50	<table border="1"> <thead> <tr> <th>Mounting Type</th> <th>Connector</th> </tr> </thead> <tbody> <tr> <td>Termination</td> <td>SMA Plug</td> </tr> <tr> <td>Dimensions</td> <td>193xø14 mm</td> </tr> <tr> <td>Op. Temp.</td> <td>-30°C to +70°C</td> </tr> </tbody> </table>	Mounting Type	Connector	Termination	SMA Plug	Dimensions	193xø14 mm	Op. Temp.	-30°C to +70°C
	Frequency (MHz)	VSWR (Max)	Peak Gain (dBi)	Efficiency (%)															
430	2.0	2.0	50																
Mounting Type	Connector																		
Termination	SMA Plug																		
Dimensions	193xø14 mm																		
Op. Temp.	-30°C to +70°C																		
Applications LMR for Public Safety	<table border="1"> <thead> <tr> <th>Polarization</th> <th>Wavelength</th> <th>Electrical Type</th> <th>Radiation Pattern</th> <th>Impedance (Ohms)</th> </tr> </thead> <tbody> <tr> <td>Linear</td> <td>¼-λ</td> <td>Monopole</td> <td>Omni directional</td> <td>50</td> </tr> </tbody> </table>	Polarization	Wavelength	Electrical Type	Radiation Pattern	Impedance (Ohms)	Linear	¼-λ	Monopole	Omni directional	50								
Polarization	Wavelength	Electrical Type	Radiation Pattern	Impedance (Ohms)															
Linear	¼-λ	Monopole	Omni directional	50															
	UHF 400-420MHz Straight Monopole Whip	<table border="1"> <thead> <tr> <th>Frequency (MHz)</th> <th>VSWR (Max)</th> <th>Peak Gain (dBi)</th> <th>Efficiency (%)</th> </tr> </thead> <tbody> <tr> <td>400-420</td> <td>2.0</td> <td>2.0</td> <td>60</td> </tr> </tbody> </table>	Frequency (MHz)	VSWR (Max)	Peak Gain (dBi)	Efficiency (%)	400-420	2.0	2.0	60	<table border="1"> <thead> <tr> <th>Mounting Type</th> <th>Connector</th> </tr> </thead> <tbody> <tr> <td>Termination</td> <td>SMA Plug</td> </tr> <tr> <td>Dimensions</td> <td>170xø14.8 mm</td> </tr> <tr> <td>Op. Temp.</td> <td>-30°C to +70°C</td> </tr> </tbody> </table>	Mounting Type	Connector	Termination	SMA Plug	Dimensions	170xø14.8 mm	Op. Temp.	-30°C to +70°C
	Frequency (MHz)	VSWR (Max)	Peak Gain (dBi)	Efficiency (%)															
400-420	2.0	2.0	60																
Mounting Type	Connector																		
Termination	SMA Plug																		
Dimensions	170xø14.8 mm																		
Op. Temp.	-30°C to +70°C																		
Applications LMR for Public Safety	<table border="1"> <thead> <tr> <th>Polarization</th> <th>Wavelength</th> <th>Electrical Type</th> <th>Radiation Pattern</th> <th>Impedance (Ohms)</th> </tr> </thead> <tbody> <tr> <td>Linear</td> <td>¼-λ</td> <td>Monopole</td> <td>Omni directional</td> <td>50</td> </tr> </tbody> </table>	Polarization	Wavelength	Electrical Type	Radiation Pattern	Impedance (Ohms)	Linear	¼-λ	Monopole	Omni directional	50								
Polarization	Wavelength	Electrical Type	Radiation Pattern	Impedance (Ohms)															
Linear	¼-λ	Monopole	Omni directional	50															
	UHF 470-654MHz Straight Monopole Whip	<table border="1"> <thead> <tr> <th>Frequency (MHz)</th> <th>VSWR (Max)</th> <th>Peak Gain (dBi)</th> <th>Efficiency (%)</th> </tr> </thead> <tbody> <tr> <td>470-654</td> <td>2.5</td> <td>2.5</td> <td>50</td> </tr> </tbody> </table>	Frequency (MHz)	VSWR (Max)	Peak Gain (dBi)	Efficiency (%)	470-654	2.5	2.5	50	<table border="1"> <thead> <tr> <th>Mounting Type</th> <th>Connector</th> </tr> </thead> <tbody> <tr> <td>Termination</td> <td>SMA Plug</td> </tr> <tr> <td>Dimensions</td> <td>133xø10 mm</td> </tr> <tr> <td>Op. Temp.</td> <td>-30°C to +70°C</td> </tr> </tbody> </table>	Mounting Type	Connector	Termination	SMA Plug	Dimensions	133xø10 mm	Op. Temp.	-30°C to +70°C
	Frequency (MHz)	VSWR (Max)	Peak Gain (dBi)	Efficiency (%)															
470-654	2.5	2.5	50																
Mounting Type	Connector																		
Termination	SMA Plug																		
Dimensions	133xø10 mm																		
Op. Temp.	-30°C to +70°C																		
Applications LMR for Public Safety	<table border="1"> <thead> <tr> <th>Polarization</th> <th>Wavelength</th> <th>Electrical Type</th> <th>Radiation Pattern</th> <th>Impedance (Ohms)</th> </tr> </thead> <tbody> <tr> <td>Linear</td> <td>¼-λ</td> <td>Monopole</td> <td>Omni directional</td> <td>50</td> </tr> </tbody> </table>	Polarization	Wavelength	Electrical Type	Radiation Pattern	Impedance (Ohms)	Linear	¼-λ	Monopole	Omni directional	50								
Polarization	Wavelength	Electrical Type	Radiation Pattern	Impedance (Ohms)															
Linear	¼-λ	Monopole	Omni directional	50															

Remote

Magnetic Mount

MEUAF-121XSAXB-*	Overview	Electrical Data	Mechanical Data																				
	UHF 430 MHz Straight Monopole Magnetic Mount Whip, Flying Lead	<table border="1"> <thead> <tr> <th>Frequency (MHz)</th> <th>VSWR (Max)</th> <th>Peak Gain (dBi)</th> <th>Efficiency (%)</th> </tr> </thead> <tbody> <tr> <td>430</td> <td>2.0</td> <td>2.0</td> <td>60</td> </tr> </tbody> </table>	Frequency (MHz)	VSWR (Max)	Peak Gain (dBi)	Efficiency (%)	430	2.0	2.0	60	<table border="1"> <thead> <tr> <th>Mounting Type</th> <th>Magnetic Mount</th> </tr> </thead> <tbody> <tr> <td>Termination</td> <td>SMA Plug</td> </tr> <tr> <td>Dimensions</td> <td>178xø27 mm</td> </tr> <tr> <td>Op. Temp.</td> <td>-30°C to +70°C</td> </tr> <tr> <td>Cable Type</td> <td>RG174</td> </tr> <tr> <td>Cable Length*</td> <td>1000 mm 2000 mm</td> </tr> </tbody> </table>	Mounting Type	Magnetic Mount	Termination	SMA Plug	Dimensions	178xø27 mm	Op. Temp.	-30°C to +70°C	Cable Type	RG174	Cable Length*	1000 mm 2000 mm
	Frequency (MHz)	VSWR (Max)	Peak Gain (dBi)	Efficiency (%)																			
430	2.0	2.0	60																				
Mounting Type	Magnetic Mount																						
Termination	SMA Plug																						
Dimensions	178xø27 mm																						
Op. Temp.	-30°C to +70°C																						
Cable Type	RG174																						
Cable Length*	1000 mm 2000 mm																						
Applications LMR for Public Safety	<table border="1"> <tbody> <tr> <td>Polarization</td> <td>Linear</td> </tr> <tr> <td>Wavelength</td> <td>¼-λ</td> </tr> <tr> <td>Electrical Type</td> <td>Monopole</td> </tr> <tr> <td>Radiation Pattern</td> <td>Omni directional</td> </tr> <tr> <td>Impedance (Ohms)</td> <td>50</td> </tr> </tbody> </table>	Polarization	Linear	Wavelength	¼-λ	Electrical Type	Monopole	Radiation Pattern	Omni directional	Impedance (Ohms)	50												
Polarization	Linear																						
Wavelength	¼-λ																						
Electrical Type	Monopole																						
Radiation Pattern	Omni directional																						
Impedance (Ohms)	50																						
	UHF 470-490MHz Straight Monopole Magnetic Mount Whip, Flying Lead	<table border="1"> <thead> <tr> <th>Frequency (MHz)</th> <th>VSWR (Max)</th> <th>Peak Gain (dBi)</th> <th>Efficiency (%)</th> </tr> </thead> <tbody> <tr> <td>470-490</td> <td>2.5</td> <td>2.0</td> <td>60</td> </tr> </tbody> </table>	Frequency (MHz)	VSWR (Max)	Peak Gain (dBi)	Efficiency (%)	470-490	2.5	2.0	60	<table border="1"> <thead> <tr> <th>Mounting Type</th> <th>Magnetic Mount</th> </tr> </thead> <tbody> <tr> <td>Termination</td> <td>SMA Plug</td> </tr> <tr> <td>Dimensions</td> <td>120xø27 mm</td> </tr> <tr> <td>Op. Temp.</td> <td>-30°C to +70°C</td> </tr> <tr> <td>Cable Type</td> <td>RG174</td> </tr> <tr> <td>Cable Length*</td> <td>1000 mm 2000 mm</td> </tr> </tbody> </table>	Mounting Type	Magnetic Mount	Termination	SMA Plug	Dimensions	120xø27 mm	Op. Temp.	-30°C to +70°C	Cable Type	RG174	Cable Length*	1000 mm 2000 mm
	Frequency (MHz)	VSWR (Max)	Peak Gain (dBi)	Efficiency (%)																			
470-490	2.5	2.0	60																				
Mounting Type	Magnetic Mount																						
Termination	SMA Plug																						
Dimensions	120xø27 mm																						
Op. Temp.	-30°C to +70°C																						
Cable Type	RG174																						
Cable Length*	1000 mm 2000 mm																						
Applications LMR for Public Safety	<table border="1"> <tbody> <tr> <td>Polarization</td> <td>Linear</td> </tr> <tr> <td>Wavelength</td> <td>¼-λ</td> </tr> <tr> <td>Electrical Type</td> <td>Monopole</td> </tr> <tr> <td>Radiation Pattern</td> <td>Omni directional</td> </tr> <tr> <td>Impedance (Ohms)</td> <td>50</td> </tr> </tbody> </table>	Polarization	Linear	Wavelength	¼-λ	Electrical Type	Monopole	Radiation Pattern	Omni directional	Impedance (Ohms)	50												
Polarization	Linear																						
Wavelength	¼-λ																						
Electrical Type	Monopole																						
Radiation Pattern	Omni directional																						
Impedance (Ohms)	50																						
	UHF 430MHz Straight Monopole Magnetic Mount Whip, Flying Lead	<table border="1"> <thead> <tr> <th>Frequency (MHz)</th> <th>VSWR (Max)</th> <th>Peak Gain (dBi)</th> <th>Efficiency (%)</th> </tr> </thead> <tbody> <tr> <td>430</td> <td>2.0</td> <td>0.3</td> <td>47</td> </tr> </tbody> </table>	Frequency (MHz)	VSWR (Max)	Peak Gain (dBi)	Efficiency (%)	430	2.0	0.3	47	<table border="1"> <thead> <tr> <th>Mounting Type</th> <th>Magnetic Mount</th> </tr> </thead> <tbody> <tr> <td>Termination</td> <td>SMA Plug</td> </tr> <tr> <td>Dimensions</td> <td>120xø27 mm</td> </tr> <tr> <td>Op. Temp.</td> <td>-30°C to +70°C</td> </tr> <tr> <td>Cable Type</td> <td>RG174</td> </tr> <tr> <td>Cable Length*</td> <td>1000 mm 2000 mm</td> </tr> </tbody> </table>	Mounting Type	Magnetic Mount	Termination	SMA Plug	Dimensions	120xø27 mm	Op. Temp.	-30°C to +70°C	Cable Type	RG174	Cable Length*	1000 mm 2000 mm
	Frequency (MHz)	VSWR (Max)	Peak Gain (dBi)	Efficiency (%)																			
430	2.0	0.3	47																				
Mounting Type	Magnetic Mount																						
Termination	SMA Plug																						
Dimensions	120xø27 mm																						
Op. Temp.	-30°C to +70°C																						
Cable Type	RG174																						
Cable Length*	1000 mm 2000 mm																						
Applications LMR for Public Safety	<table border="1"> <tbody> <tr> <td>Polarization</td> <td>Linear</td> </tr> <tr> <td>Wavelength</td> <td>¼-λ</td> </tr> <tr> <td>Electrical Type</td> <td>Monopole</td> </tr> <tr> <td>Radiation Pattern</td> <td>Omni directional</td> </tr> <tr> <td>Impedance (Ohms)</td> <td>50</td> </tr> </tbody> </table>	Polarization	Linear	Wavelength	¼-λ	Electrical Type	Monopole	Radiation Pattern	Omni directional	Impedance (Ohms)	50												
Polarization	Linear																						
Wavelength	¼-λ																						
Electrical Type	Monopole																						
Radiation Pattern	Omni directional																						
Impedance (Ohms)	50																						

Cellular LTE / 5G NR Frequency Band Guide

Band #	Uplink Band (MHz)	Downlink Band (MHz)	Overall Band (MHz)	Total Bandwidth	LTE-M	LTE NB-IoT	5G NB-IoT
(n)1	1920 — 1980	2110 — 2170	1920 — 2170	250	X	X	X
(n)2	1850 — 1910	1930 — 1990	1850 — 1990	140	X	X	X
(n)3	1710 — 1785	1805 — 1880	1710 — 1880	170	X	X	X
4	1710 — 1755	2110 — 2155	1710 — 2155	445	X	X	
(n)5	824 — 849	869 — 894	824 — 894	70	X	X	X
6	830 — 840	875 — 885	830 — 885	55			
(n)7	2500 — 2570	2620 — 2690	2500 — 2690	190	X	X	X
(n)8	880 — 915	925 — 960	880 — 960	80	X	X	X
9	1749.9 — 1784.9	1844.9 — 1879.9	1749.9 — 1879.9	130			
10	1710 — 1770	2110 — 2170	1710 — 2170	460			
11	1427.9 — 1447.9	1475.9 — 1495.9	1427.9 — 1495.9	68	X	X	
(n)12	699 — 716	729 — 746	699 — 746	47	X	X	X
(n)13	777 — 787	746 — 756	746 — 787	41	X	X	
(n)14	788 — 798	758 — 768	758 — 798	40	X	X	X
17	704 — 716	734 — 746	704 — 746	42		X	
(n)18	815 — 830	860 — 875	815 — 875	60	X	X	X
19	830 — 845	875 — 890	830 — 890	60	X	X	
(n)20	832 — 862	791 — 821	791 — 862	71	X	X	X
21	1447.9 — 1462.9	1495.9 — 1510.9	1447.9 — 1510.9	63	X	X	
22	3410 — 3490	3510 — 3590	3410 — 3590	180			
23	2000 — 2020	2180 — 2200	2000 — 2200	200			
(n)24	1626.5 — 1660.5	1525 — 1559	1525 — 1660.5	135.5	X	X	X
(n)25	1850 — 1915	1930 — 1995	1850 — 1995	145	X	X	X
(n)26	814 — 849	859 — 894	814 — 894	80	X	X	X
27	807 — 824	852 — 869	807 — 869	62	X		
(n)28	703 — 748	758 — 803	703 — 803	100	X	X	X
(n)29	N/A	717 — 728	717 — 728	11			
(n)30	2305 — 2315	2350 — 2360	2305 — 2360	55			
(n)31	452.5 — 457.5	462.5 — 467.5	452.5 — 467.5	15	X	X	X
32	N/A	1452 — 1496	1452 — 1496	44			
33	1900 — 1920	1900 — 1920	1900 — 1920	20			
(n)34	2010 — 2025	2010 — 2025	2010 — 2025	15			
35	1850 — 1910	1850 — 1910	1850 — 1910	60			
36	1930 — 1990	1930 — 1990	1930 — 1990	60			
37	1910 — 1930	1910 — 1930	1910 — 1930	20			
(n)38	2570 — 2620	2570 — 2620	2570 — 2620	50			
(n)39	1880 — 1920	1880 — 1920	1880 — 1920	40			
(n)40	2300 — 2400	2300 — 2400	2300 — 2400	100			
(n)41	2496 — 2690	2496 — 2690	2496 — 2690	194		X	X
42	3400 — 3600	3400 — 3600	3400 — 3600	200		X	
43	3600 — 3800	3600 — 3800	3600 — 3800	200		X	
44	703 — 803	703 — 803	703 — 803	100			
45	1447 — 1467	1447 — 1467	1447 — 1467	20			
(n)46	5150 — 5925	5150 — 5925	5150 — 5925	775			
47	5855 — 5925	5855 — 5925	5855 — 5925	70			

LTE: 3GPP TS 36.101 V18.6.0 (2024-06), 5G NR: 3GPP TS 38.104 V18.6.0 (2024-06)

Cellular LTE / 5G NR Frequency Band Guide

Band #	Uplink Band (MHz)	Downlink Band (MHz)	Overall Band (MHz)	Total Bandwidth	LTE-M	LTE NB-IoT	5G NB-IoT
(n)48	3550 — 3700	3550 — 3700	3550 — 3700	150		X	
49	3550 — 3700	3550 — 3700	3550 — 3700	150			
(n)50	1432 — 1517	1432 — 1517	1432 — 1517	85			
(n)51	1427 — 1432	1427 — 1432	1427 — 1432	5			
52	3300 — 3400	3300 — 3400	3300 — 3400	100			
(n)53	2483.5 — 2495	2483.5 — 2495	2483.5 — 2495	11.5			
(n)54	1670 — 1675	1670 — 1675	1670 — 1675	5	X	X	X
(n)65	1920 — 2010	2110 — 2200	1920 — 2200	280		X	X
(n)66	1710 — 1780	2110 — 2200	1710 — 2200	490	X	X	X
(n)67	N/A	738 — 758	738 — 758	20			
68	698 — 728	753 — 783	698 — 783	85			
69	N/A	2570 — 2620	2570 — 2620	50			
(n)70	1695 — 1710	1995 — 2020	1695 — 2020	325		X	X
(n)71	663 — 698	617 — 652	617 — 698	81	X	X	X
(n)72	451 — 456	461 — 466	451 — 466	15	X	X	X
73	450 — 455	460 — 465	450 — 465	15	X	X	
(n)74	1427 — 1470	1475 — 1518	1427 — 1518	91	X	X	X
(n)75	N/A	1432 — 1517	1432 — 1517	85			
(n)76	N/A	1427 — 1432	1427 — 1432	5			
n77	3300 — 4200	3300 — 4200	3300 — 4200	900			
n78	3300 — 3800	3300 — 3800	3300 — 3800	500			
n79	4400 — 5000	4400 — 5000	4400 — 5000	600			
n80	1710 — 1785	N/A	1710 — 1785	75			
n81	880 — 915	N/A	880 — 915	35			
n82	832 — 862	N/A	832 — 862	30			
n83	703 — 748	N/A	703 — 748	45			
n84	1920 — 1980	N/A	1920 — 1980	60			
(n)85	698 — 716	728 — 746	698 — 746	48	X	X	
n86	1710 — 1780	N/A	1710 — 1780	70			
87	410 — 415	420 — 425	410 — 425	15	X	X	
88	412 — 417	422 — 427	412 — 427	15	X	X	
n89	824 — 849	N/A	824 — 849	25			
n90	2496 — 2690	2496 — 2690	2496 — 2690	194			X
n91	832 — 862	1427 — 1432	832 — 1432	600			
n92	832 — 862	1432 — 1517	832 — 1517	685			
n93	880 — 915	1427 — 1432	880 — 1432	552			
n94	880 — 915	1432 — 1517	880 — 1517	637			
n95	2010 — 2025	N/A	2010 — 2025	15			
n96	5925 — 7125	5925 — 7125	5925 — 7125	1200			
n97	2300 — 2400	N/A	2300 — 2400	100			
n98	1880 — 1920	N/A	1880 — 1920	40			
n99	1626.5 — 1660.5	N/A	1626.5 — 1660.5	34			
n100	874.4 — 880	919.4 — 925	874.4 — 925	50.6			
n101	1900 — 1910	1900 — 1910	1900 — 1910	10			
n102	5925 — 6425	5925 — 6425	5925 — 6425	500			

LTE: 3GPP TS 36.101 V18.6.0 (2024-06), 5G NR: 3GPP TS 38.104 V18.6.0 (2024-06)

Cellular LTE / 5G NR Frequency Band Guide

Band #	Uplink Band (MHz)	Downlink Band (MHz)	Overall Band (MHz)	Total Bandwidth	LTE-M	LTE NB-IoT	5G NB-IoT
103	787 – 788	757 – 758	757 – 788	31		X	
n104	6425 – 7125	6425 – 7125	6425 – 7125	700			
n105	663 – 703	612 – 652	612 – 703	91			
(n)106	896 – 901	935 – 940	896 – 940	44	X	X	
n109	703 – 733	1432 – 1517	703 – 1517	814			

LTE-only Bands
5G NR-only Bands
Both LTE and 5G NR Bands

LTE: 3GPP TS 36.101 V18.6.0 (2024-06), 5G NR: 3GPP TS 38.104 V18.6.0 (2024-06)